

KEY INFORMATION DOCUMENT – COMMERCIAL PAPERS**HDB FINANCIAL SERVICES LIMITED**

CIN: U65993GJ2007PLC051028

RBI Registration Number: N.01.00477

PAN Number: AABCH8761M

(Incorporated on June 4, 2007, in Ahmedabad, in the name of HDB Financial Services Limited a company within the meaning of the Companies Act, 1956 and registered with the Reserve Bank of India as a Non-Banking Financial Company)

Registered Office: Radhika, 2nd Floor, Law Garden Road, Navrangpura, Ahmedabad – 380 009 Tel Mob: 7045054829

Corporate Office: HDB House, Tukaram Sandam Marg, A - Subhash Road, Vile Parle (E), Mumbai – 400057; Tel: 022- 49116300;

Fax: 022-49116666; Website: www.hdbfs.com;

Compliance Officer: Ms. Dipti Khandelwal, Contact details of Compliance Officer: 022-49116368

e-mail: compliance@hdbfs.com

Company Secretary: Ms. Dipti Khandelwal, Tel. No.: 022-49116368, Email: compliance@hdbfs.com

Chief Financial Officer: Mr. Jaykumar P. Shah; Tel: 022-49116300; E-mail: jaykumar.shah@hdbfs.com

Promoters: HDFC Bank Limited; Tel: 022-39760000; E-mail: santosh.haldankar@hdfcbank.com

Securities Exchange Board of India (Issue and Listing of Non-Convertible Securities) Regulations, 2021 issued vide circular number SEBI/LAD-NRO/GN/2021/39 dated August 09, 2021, as amended from time to time, Chapter XVII (*Listing of Commercial Paper*) of the Master Circular issued by Securities Exchange Board of India vide circular number SEBI/HO/DDHS/PoD1/P/CIR/2024/54 dated May 22, 2024, as amended from time to time, Master Direction – Reserve Bank of India (Commercial Paper and Non-Convertible Debentures of original or initial maturity upto one year) Directions, 2024 dated January 03, 2024 and Operational Guidelines for Commercial Paper issued by Fixed Income Money Market and Derivatives Association of India (FIMMDA) dated May 13, 2024, the Securities and Exchange Board of India (Listing Obligations And Disclosure Requirements) Regulations, 2015, as amended from time to time.

ISSUANCE OF 3,000 (THREE THOUSAND) RATED, LISTED, UNSECURED COMMERCIAL PAPERS BEARING FACE VALUE OF RS. 5,00,000/- (RUPEES FIVE LAKH) EACH, AGGREGATING UPTO RS. 150,00,00,000/- (RUPEES ONE HUNDRED FIFTY CRORES ONLY) (“COMMERCIAL PAPERS” / “CPs”) BY HDB FINANCIAL SERVICES LIMITED (“COMPANY”/ “ISSUER”) (COLLECTIVELY THE “ISSUE” / “OFFER”).

Details of Issuing and Paying Agent	Details of Credit Rating Agencies	Details of Credit Rating Agencies	Details of Statutory Auditors
 We understand your world.		 An S&P Global Company	Logo – NA
HDFC Bank Limited:	CARE Ratings Limited	CRISIL Ratings Limited	M/s. Kalyaniwalla & Mistry LLP M/s. G D Apte & Co.
Registered Address: HDFC Bank House, Senapati Bapat Marg, Lower Parel, Mumbai - 400013 Corporate Address: I Think Techno Campus, Building – B, Alpha Office, 4th Floor, Near Kanjurmargin Station, Opp. Crompton Greaves, Kanjurmargin (E), Mumbai – 400042	Registered Address: 4th Floor, Godrej Coliseum, Somaiya Hospital Road, Off. Eastern Express Highway, Sion (East), Mumbai - 400 022. Corporate Address: 4th Floor, Godrej Coliseum, Somaiya Hospital Road, Off. Eastern Express Highway, Sion (East), Mumbai - 400 022.	Registered Address: CRISIL House, Central Avenue, Hiranandani Business Park, Powai, Mumbai – 400076 Corporate Address: CRISIL House, Central Avenue, Hiranandani Business Park, Powai, Mumbai – 400076	Registered Address: Esplanade House, 29, Hazarimal Somani Marg, Fort, Mumbai 400 001 Peer Review Cer. No - 013324 Registered Address: Neelkanth Business Park, 5th Floor, Office No. D-509, Nathani Road, Vidyavihar West- Mumbai- 400086 Peer Review Cer No. 015904

Tel No.: 022- 30752564 Fax No.: 022-30752421	Tel No.: 022- 67543456 Fax No.: 022- 67543457	Tel No.: 022-33423000 Fax No.: 022-33423001	Tel No.: 022 6158 6200 Fax No.: 022 6158 6275 Tel No.: 022 3512 3184 Fax No.: NA
Contact Person: Milind Choubal Tel No.: 022-30752564	Contact Person: Mr. Himanshu Shethia Tel No.: 022-67543468	Contact Person: Ms. Subhasri Narayanan Tel No.: 022-33423403	Contact Person: Ms. Roshni Marfatia Tel No.: 022 6158 6200 Contact Person: CA Chintaman Mahadeo Dixit Tel No.: 022 3512 3184
Email: TROPSMM.IPA@hdfcbank.com Website: www.hdfcbank.com	Email: himanshu.shethia@careratings.com Website: www.careratings.com	Email: subhasri.narayanan@crsil.com Website: www.crsilratings.com	Email: roshni.marfatia@kmlp.in Website: www.kmlp.in Email: audit@gdaca.com Website: www.gdaca.com

This Key Information Document dated April 03, 2025 for issuance of up to 3,000 (Three Thousand) Unsecured, Rated, Listed, Commercial Papers aggregating up to Rs. **150,00,00,000/-** (Rupees One Hundred Fifty Crores) ("**Key Information Document**") is issued in terms of and pursuant to the General Information Document dated October 10, 2024 ("**General Information Document**" / "**GID**"). All the terms, conditions, information and stipulations contained in the General Information Document, unless the context states otherwise or unless specifically stated otherwise, are incorporated herein by reference as if the same were set out herein. Investors are advised to refer to the same to the extent applicable. This Key Information Document must be read in conjunction with the General Information Document.

This Key Information Document contains details of the Commercial Papers being issued in terms hereof and details in respect of: (i) the offer of commercial papers in respect of which the Key Information Document is being issued (ii) any financial information of the Issuer if such information provided in the General Information Document is more than six months old; (iii) any material changes in the information provided in the General Information Document; and (iv) any material developments which are not disclosed in the General Information Document relevant to the offer of commercial papers in respect of which this Key Information Document is being issued. Accordingly, set out below are the updated financial information / particulars / changes in the particulars set out under the General Information Document, which additional / updated information / particulars shall be read in conjunction with other information / particulars appearing in the General Information Document. All other particulars appearing in the General Information Document shall remain unchanged.

In case of any inconsistency between the terms of this Key Information Document and the General Information Document and/or the terms of this Key Information Document and/or any other Transaction Documents executed in respect of the Commercial Papers, the terms as set out in this Key Information Document shall prevail.

CREDIT RATING

Care Rating Limited has assigned a "**CARE A1+**" (pronounced "**CARE A One plus**") and CRISIL Rating Limited has assigned a "**CRISIL A1+**" (pronounced "**CRISIL A One Plus**") rating to the captioned Issue. As per Care Rating Limited and CRISIL Rating Limited rating letter(s), instruments with this rating are considered to have a high degree of safety regarding timely servicing of financial obligations and such instruments carry very low credit risk. Investors may please note that the rating is not a recommendation to buy, sell or hold securities and investors should take their own decisions. The rating agency has the right to suspend, withdraw or revise the rating / outlook assigned to the Issue at any time, on the basis of new information or unavailability of information or other circumstances which the rating agency believes may have an impact on the rating.

Date of Rating Letters: March 31, 2025 by CARE Rating Limited and March 21, 2025 by CRISIL Rating Limited.

Declaration: The ratings mentioned above are valid as on the date of issuance and listing.

LISTING

The Commercial Papers are proposed to be listed on the Wholesale Debt Market Segment of the National Stock Exchange ("**NSE**").

ELIGIBLE INVESTORS

Notwithstanding the below, the Commercial Paper Disclosure Documents and the contents thereof are restricted for only the intended recipient(s) who have been addressed directly through a communication by the Issuer and only such recipients are eligible to apply for the Commercial Papers.

Subject to applicable law:

1. All residents of India are eligible to invest in CPs;
2. Non-residents are eligible to invest in CPs to the extent permitted under Foreign Exchange Management Act (FEMA), 1999 or the rules/regulations framed thereunder;

shall be considered to be eligible investors in respect of CPs. Provided that if the person, whether resident or non-resident, is a related party of the Issuer, then such person is ineligible to invest in the CPs whether in the primary or through the secondary market. Further, investment by regulated financial sector entities will be subject to such conditions as the concerned regulator may impose.

SECTION I

DISCLOSURES AND ISSUE DETAILS UNDER PART – I OF CHAPTER XVII UNDER THE MASTER CIRCULAR ISSUED BY SECURITIES EXCHANGE BOARD OF INDIA *VIDE* CIRCULAR NUMBER SEBI/HO/DDHS/POD1/P/CIR/2024/54 DATED MAY 22, 2024, AS AMENDED FROM TIME TO TIME, UNDER THE MASTER DIRECTION - RESERVE BANK OF INDIA (COMMERCIAL PAPER AND NON-CONVERTIBLE DEBENTURES OF ORIGINAL OR INITIAL MATURITY UPTO ONE YEAR) DIRECTIONS, 2024 DATED JANUARY 03, 2024 BEARING REFERENCE NUMBER FMRD.DIRD.10/14.02.001/2023-24 AND UNDER THE OPERATIONAL GUIDELINES FOR COMMERCIAL PAPER ISSUED BY FIXED INCOME MONEY MARKET AND DERIVATIVES ASSOCIATION OF INDIA (FIMMDA) DATED MAY 13, 2024

A. Details of the Issuer:

Name	HDB Financial Services Limited
Address	Corporate Office: HDB House, Tukaram Sandam Marg, A - Subhash Road, Vile Parle East, Mumbai – 400 057 Registered office: Radhika, 2nd Floor, Law Garden Road, Navrangpura, Ahmedabad – 380 009
CIN	U65993GJ2007PLC051028
PAN	AABCH8761M
Line of Business	Non-Banking Financial Company engaged in lending business.
Chief Executive (Managing Director / President/ CEO / CFO / Top Most Executive)	Mr. Ramesh G. - Managing Director & Chief Executive Officer Mr. Jaykumar Shah - Chief Financial Officer
Group Affiliation (if any)	HDFC Group

B. Issue Information:

1. Details of current tranche including ISIN, amount, date of issue, maturity, all credit ratings including unaccepted ratings, date of rating, name of credit rating agency, its validity period, declaration that the rating is valid as at the date of issuance and listing, details of issuing and paying agent and other conditions, if any.

Proposed Date of Issue		April 03, 2025
Details regarding	Credit Rating Issuer	CARE Ratings Limited & CRISIL Ratings Limited

Credit Rating	Rating	CARE A1+ & CRISIL A1+		
	Date of Rating(s)	CRISIL –21 March 2025 CARE – 31 March 2025		
	Validity for Issuance	CRISIL – One year from date of issue CARE – One year from date of issue		
	Validity Period for Rating	CRISIL – Valid upto 60 Days till 21 May 2025 CARE – Valid upto 2 months till 31 May 2025		
	For Amount	CRISIL – Rs. 5000,00,00,000 /- (Rupees Five Thousand Crores Only) CARE – Rs. 5000,00,00,000/- (Rupees Five Thousand Crores Only)		
	Conditions (if any)	Nil		
	Exact Purpose of issue of CP	For working capital requirements, repayment of debt and ongoing business/financing activities.		
	Long term Credit Rating (if any)	CARE AAA/STABLE CRISIL AAA/STABLE		
	Any unaccepted Credit Rating	No		
Credit Enhancement Details (if any)		a. Description of Instrument: Not Applicable b. Amount (Rs. In Lacs): Not Applicable c. In favor of: Not Applicable		
		Name and Address of the Guarantor: Not Applicable		
		Net Worth of the Guarantor Company (Rs. in Lacs): Not Applicable		
		Extent of the Guarantee offered by the Guarantor Company: Not Applicable		
		Conditions under which the guarantee will be invoked: Not Applicable		
		Copy of the executed guarantee: Not Applicable		
		Independent Trustee Details (Name and Address): Not Applicable		
		Whether guarantor is a group entity: [(Yes/No)] Not Applicable		
		If yes,		
		Names of Companies to Which Guarantor Has Issued similar guarantees,		
		Name	Extent of Guarantee	Conditions Under Which the guarantee will be invoked
		Not Applicable		
Issuing and Paying Agent (name and address)		HDFC Bank Limited I Think Techno Campus, Building – B, Alpha Office, 4th Floor, Near Kanjurmarg Station,		

	Opp. Crompton Greaves, Kanjurmarg (E), Mumbai – 400042.								
Details of current Issue/Tranche	ISIN	Issue Amount (INR)	Date of Issue	Maturity Date	Current Credit Rating	Validity period of rating	CRA		
	INE756I14FD8	Rs.150 Crs	03.04.2025	10.06.2025	CRISIL A1+ & CARE A1+	1 Year from the date of Issue	CRISIL Ltd & CARE		
End Use of CP	The proceeds of the Issue would be utilized by the Company, repayment of debt, working capital requirements and ongoing business/financing activities.								
Name and address of the Trustee	Not Applicable								
Details of the Registrar & Transfer Agent	MUFG Intime India Private Limited (Formerly Link Intime Private Limited) Registered Address: C 101, 247 Park, L B S Marg, Vikhroli (West) Mumbai – 400 083								
Proposed to be Listed / Unlisted	Proposed to be listed								
Market Conventions	FIMMDA CONVENTIONS								
Buyback terms	The procedure for buyback of CPs shall be as prescribed in the Master Direction – Reserve Bank of India (Commercial Paper and Non-Convertible Debentures of original or initial maturity upto one year) Directions, 2024 dated January 03, 2024 read with the Operational Guidelines for Commercial Paper issued by Fixed Income Money Market and Derivatives Association of India (FIMMDA) dated May 13, 2024 (as updated or amended from time to time).								
CP Borrowing Limit, Supporting Board resolution for CP Borrowing - Resolution Date and details of commercial paper issued during the last 2 years	Board Resolution dated 14-01-2025, CPs can be issued during the year upto Rs.15,000 crores subject to outstanding balance should not exceed Rs.5,000 crores. For the details of the commercial papers issued by the Company during the last 2 years, please refer to Annexure III.								
Details of CP / NCD and other Debt Instruments outstanding as on date of Letter of Offer CP / NCD / other Debt Instruments including amount issued, maturity date, amount outstanding, credit rating and name of credit rating agency for the issue, name of IPA and Debenture Trustee.	ISIN	Issue Date	Amount	Maturity Date	Amount o/s	IPA	CRA	Rating	Rated Amount
	As per Annexure I below								
Bank fund-based facilities from banks/Financial institutions, if any:	Name of the bank		Nature of facility		O/S amount/ Limit		Asset Classification		
	As per Annexure II								
Financial Summary	Particulars		CURRENT YEAR		PREVIOUS YEAR				

	Quarter ended 30 th Sept 2024 (Rs. In Crores)	Year 1 2023-24 (Rs. in Crore)	Year 2 2022-23 (Rs. in Crore)	Year 3 2021-22 (Rs. in Crore)
Equity	793.96	792.26	791.4	790.44
Net Worth	13,935.78	12,802.76	10,436.1	8,488.60
Investment in Subsidiaries / Affiliates	-	-	-	-
Total Debt Outstanding	82,681.10	74,331.00	54,865.31	48,973.08
-Short Term (< 1 Year)	26,815.25	21,521.00	19,513.56	17,355.10
-Other Debt	3,516.16 52,349.69	4,047.00 48,763.00	35,351.75	31,617.98
Gross Income	7,890.63	14,171.12	12,402.88	11,306.29
Operating Profit (PBITD)	4,769.74	8,314.13	6,251.16	4,772.00
Gross Profit (PBTB)	1,674.84	3,449.81	2,739.24	1,446.50
Net Profit (Post Tax)	1,172.70	2,460.84	1,959.35	1,011.40
Audit Qualifications (If Any)	Nil	Nil	Nil	Nil
An issuer which is either an NBFC or an HFC shall disclose the residual maturity profile of its assets and liabilities in the following format	As per Annexure IV below			
Summary of audited financials of last three years	As per Section F of the KID			
Any other material event/development having implications for the financials/credit quality resulting in material liabilities, corporate restructuring event which may affect the investor's decision to invest in the CP	Nil			
Shareholding of the Issuer's promoters and the details of the shares pledged by the promoters, if any.	Section II point 1 (f) of this KID			
Details of default of CP, NCD or any other debt instrument and	Nil			

other financial indebtedness including corporate guarantee issued in the past five financial years including in the current financial year.	
Details of statutory auditor and changes thereof in the last three financial years	Section II point 4 of this KID
Process for allotment	The procedure and time schedule for allotment shall be as per the SEBI Electronic Book Mechanism.
Holiday convention	If the Maturity Date / Redemption Date payable under a Key Information Document falls on a day which is not a Business Day, then the immediately preceding Business Day shall be the due date for such payment.
Transaction Documents	Issuing and Paying Agent Agreement dated January 12 2018, the General Information Document, this Key Information Document, the Deal Confirmation Note, IPA Certificate and any other document that may be executed by the Company in respect of issuance of Commercial Papers under the General Information Document or as may be designated as a Transaction Document.
Authorised Signatory of the Issuer	Anita Narkar VP Financial Control

2. **Commercial Paper borrowing limit, supporting board resolution for Commercial Paper borrowing, details of Commercial Paper issued during the last 2 years.**
3. **End-use of funds:** - Please refer to 'End use of CP' under 'Issue Information' above.

Credit support/ enhancement (if any)	Please refer to the row 'Credit Support' under "Issue Information" above
Details of instrument, amount, guarantor company	
Copy of the executed guarantee	
Net worth of the guarantor company	
Names of companies to which guarantor has issued similar guarantee	
Extent of the guarantee offered by the guarantor company	
Conditions under which the guarantee will be invoked	

SECTION II

DISCLOSURES UNDER SCHEDULE I OF SECURITIES EXCHANGE BOARD OF INDIA (ISSUE AND LISTING OF NON-CONVERTIBLE SECURITIES) REGULATIONS, 2021

Other than to the limited extent set out hereunder, please refer to Section I of the General Information Document for disclosures under the Schedule I of Securities Exchange Board of India (Issue and Listing of Non-Convertible Securities) Regulations, 2021, as amended from time to time.

A. Material changes if any, in the information provided in the General Information Document: NIL

I. BRIEF HISTORY OF THE COMPANY SINCE INCORPORATION

1. Capital Structure

a) Details of Share Capital as at last quarter ended, i.e. December 31, 2024: -

Share Capital	Amount
Authorised Share Capital	Rs. 10,01,55,00,000 comprising: 1,00,15,50,000 Equity Shares of Rs. 10/- each

Issued, Subscribed and Paid-up Share Capital	Rs. 7,93,96,35,400 comprising: 79,39,63,540 Shares of Rs.10 each
---	---

Notes: Of the above issued, subscribed and paid-up share capital 79,39,63,540 equity shares are held by HDFC Bank Ltd., the Promoter of the Company.

- b) Changes in its capital structure as at quarter ended, i.e., December 31, 2024 for the preceding three financial years and current financial year: -

Date of Change (AGM/ EGM)	Particulars
None	

- c) Details of the equity share capital history of the Company for the preceding 3 (three) financial years and current financial year:

Date of Allotment	No. Of Equity Shares	Face Value (in Rs. per share)	Form of Consideration (other than cash, etc)	Issue Price (in Rs. per share)	Nature of allotment	Cumulative			Re-mark
						No. Of Equity shares	Equity Share Capital (in Rs.)	Equity Share Premium (in Rs.)	
13/9/2019	1,68,700	10	Cash	Series 8C – 88/- Series 9B – 137/- Series 10A – 213/-	ESOS Exercise	78,58,69,006	7,85,86,90,060	28,96,41,71,859	For cash on account of ESOP allotment
11/12/2019	17,10,650	10	Cash	Series 9C – 137/- Series 10A – 213/- Series 10B – 213/-	ESOS Exercise	78,75,79,656	7,87,57,96,560	29,25,43,42,609	For cash on account of ESOP allotment
18/11/2020	2,50,890	10	Cash	Series 10B – 213/- Series 11A – 274/-	ESOS Exercise	78,78,30,546	7,87,83,05,460	29,31,87,29,269	For cash on account of ESOP allotment
07/12/2020	10,41,100	10	Cash	Series 10C – 213/- Series 11A – 274/- Series 11B – 274/- Series 11C – 274/-	ESOS Exercise	78,88,71,646	788,87,16,460	29,53,03,53,169	For cash on account of ESOP allotment
25/02/2021	3,11,220	10	Cash	Series 10A – 213/- Series 10B – 213/-	ESOS Exercise	78,91,82,866	7,89,18,28,660	29,60,64,76,249	For cash on account of ESOP allotment

				Series 10C – 213/- Series 11A – 274/- Series 11B – 274/-					
16/03/2021	2,350	10	Cash	Series 10C – 213/-	ESOS Exercise	78,91,85,216	7,89,18,52,160	29,60,69,53,299	For cash on account of ESOP allotment
26/11/2021	8,03,460	10	Cash	Series 10C – 213/- Series 11A – 274/- Series 11B – 274/- Series 12A – 300/-	ESOS Exercise	78,99,88,676	7,89,98,86,760	29,83,86,45,939	For cash on account of ESOP allotment
17/03/2022	4,51,355	10	Cash	Series 11C – 274/- Series 12A – 300/- Series 12B – 300/- Series 13A – 348/-	ESOS Exercise	79,04,40,031	7,90,44,00,310	29,97,32,76,889	For cash on account of ESOP allotment
02/08/2022	76,660	10	Cash	Series 11B – 274/- Series 11C – 274/- Series 12B – 300/- Series 13A – 348/- Series 13B – 348/- Series 13C – 348/-	ESOS Exercise	79,05,16,691	7,90,51,66,910	29,99,66,19,229	For cash on account of ESOP allotment
19/09/2022	29,600	10	Cash	Series 12B – 300/- Series 13B – 348/- Series 13C – 348/- Series 13A – 348/-	ESOS Exercise	79,05,46,291	7,90,54,62,910	30,00,63,79,029	For cash on account of ESOP allotment
07/12/2022	6,20,228	10	Cash	Series 11C – 274/- Series 12A – 300/- Series 12B – 300/- Series 13A – 348/- Series 13C – 348/- Series 14A – 433/-	ESOS Exercise	79,11,66,519	7,91,16,65,190	30,22,15,01,763	For cash on account of ESOP allotment

28/12/2022	3,000	10	Cash	Series 12B – 300/- Series 14A – 433/- Series 14B – 433/- Series 14C – 433/-	ESOS Exercise	79,11,69,519	791,16,95,190	30,22,26,75,003	For cash on account of ESOP allotment
13/03/2023	2,29,564	10	Cash	Series 12B – 300/- Series 13A – 348/- Series 13B – 348/- Series 13AA – 409/- Series 14A – 433/-	ESOS Exercise	79,13,99,083	791,39,90,830	30,30,29,16,625	For cash on account of ESOP allotment
27/07/2023	2,51,984	10	Cash	Series 11 – 274/- Series 12 – 300/- Series 13 – 348/- Series 13A – 409/- Series 14 – 433/- Series 15A – 457/-	ESOS Exercise	79,16,51,067	791,65,10,670	30,39,30,30,833*	For cash on account of ESOP allotment
07/12/2023	6,06,877	10	Cash	Series 11 – 274/- Series 12 – 300/- Series 13 – 348/- Series 14 – 433/- Series 15A – 457/-	ESOS Exercise	79,22,57,944	792,25,79,440	30,66,62,75,546	For cash on account of ESOP allotment
21/02/2024	8,16,622	10	Cash	Series 12 – 300/- Series 13 – 348/- Series 13A – 409/- Series 14 – 433/- Series 15A – 457/- Series 15B – 509/-	ESOS Exercise	79,30,74,566	793,07,45,660	31,00,07,18,901	For cash on account of ESOP allotment
13/08/2024	8,88,974	10	Cash	Series 10 – 213/- Series 11 – 274/- Series 12 – 300/- Series 13 – 348/- Series 13A – 409/-	ESOS Exercise	79,39,63,540	793,96,35,400	31,37,45,83,024	For cash on account of ESOP allotment

				Series 14 – 433/-Series 15A – 457/- Series 15B – 509/- Series 16A – 424/-					
10/01/2025	18,12,805	10	Cash	Series 11 – 274/- Series 12 – 300/- Series 13 – 348/- Series 14 – 433/-Series 15A – 457/- Series 15B – 509/- Series 16A – 424/- Series 16B – 533/- Series 16C – 533/-	ESOS Exercise	79,57,76,345	7,95,77,63,450	32,21,98,67,124	For cash on account of ESOP allotment

*This is without considering the transfer on allotment of shares pursuant to ESOP Scheme.

d) Details of any acquisition or amalgamation with any entity in the preceding one year: -

None

e) Details of any Reorganization or Reconstruction in the last 1 (one) year: -

Type of Event	Date of Announcement	Date of Completion	Details
None			

f) Details of the shareholding of the Company as at quarter ended, i.e. December 31, 2024

Sr. No.	Particulars	No. of equity shares held	No. of shares held in demat form	Total Shareholding as % of total no. of equity shares
1	HDFC Bank Limited	75,05,96,670	75,05,96,670	94.54%
2	Others	4,33,66,870	4,33,66,870	5.46%

Notes: - Shares pledged or encumbered by the promoters (if any): Not Applicable

g) List of top 10 (ten) holders of equity shares as at latest quarter ended, i.e. as on December 31, 2024:

Sr. No.	Name and category of Shareholder	Total No of Equity Shares	No. of shares in Demat form	Total Shareholding as % of total no of equity shares
1	HDFC Bank Limited (Promoter)	75,05,96,670	75,05,96,670	94.54
2	HDB Employee Welfare Trust (Through its Trustees) (Trust)	26,18,699	26,18,699	0.33
3	HDBFS Employees Welfare Trust (Through its Trustees)	19,22,062	19,22,062	0.24

	(Trust)			
4	PI Opportunities Fund I (Alternate Investment Fund)	11,00,000	11,00,000	0.14
5	Ramesh G. (Director)	8,53,000	8,53,000	0.11
6	Gouri Vinod Yennemedi (Individual)	8,50,000	8,50,000	0.11
7	Sangeeta Paresh Sukthankar (Individual)	5,51,078	5,51,078	0.07
8	Rohit Sudhir Patwardhan (Individual)	4,18,599	4,18,599	0.05
9	Huzaan Kaizad Bharucha (Individual)	3,90,000	3,90,000	0.05
10	Saroja Subramanian (Individual)	3,51,693	3,51,693	0.04

2. Directors of the Company:

Following details regarding the directors of the Company: -

a) Details of the current directors of the Company as on date:

Name, Designation and DIN	Age (in years)	Address	Date of Appointment	Details of other directorship
Mr. Arijit Basu Part Time Non-Executive Chairman and Independent Director DIN – 06907779	63	Om Ratan Bldg, 7 th Floor, 70, Sir Pochkhanwala Road, Mumbai - 400018	31/05/2023	1. Peerless Hospitex Hospital and Research Center Limited 2. Prudential PLC
Dr. Amla Samanta, Independent Director DIN - 00758883	69	13, Meera Baug, Talmiki Road, Santacruz West, Mumbai - 400054	01/05/2019	1. Samanta Movies Private Limited 2. Shakti Cine Studio Pvt. Ltd
Mr. Adayapalam Viswanathan, Independent Director DIN - 08518003	67	1502 Godrej Serenity, Deonar, Mumbai – 400088	24/07/2019	Nil
Ms. Arundhati Mech Independent Director DIN – 09177619	65	Gr-B, Glenmore Apartment, Sriram Nagar, North Street, Alwarpet, Chennai – 600018	11/02/2022	1. Shivalik Small Finance Bank Limited
Mr. Ramesh G., Managing Director and Chief Executive Officer DIN - 05291597	54	C - 101, Ashok Gardens, Tokersey Jivraj Road, Sewree, Mumbai 400015	01/07/2012	Nil

Mr. Jimmy Tata, Non-Executive Additional Director DIN – 06888364	58	Sea Side, Bhulabhai Desai Road, Mumbai - 400 036	25/07/2023	International Asset Reconstruction Company Private Limited
Mr. Jayesh Chakravarthi Independent Director DIN - 08345495	62	231, 6th, A Cross, Panduranganagar Arikere, Bengaluru, 560076	25/01/2024	Recast Technologies Private Limited
Mr. Jayant Gokhale Independent Director DIN - 00190075	68	10, Ichchhapoorti, Anant Patil Road, Gokhale Road North, Dadar (W), Mumbai 400028	16-09-2024	Franklin Templeton Trustee Services Private Limited
Mr. Bhaskar Sharma Independent Director DIN - 02871367	61	E-2601, Oberoi Splendor, JVLR, Opp. Majas Depot, Jogeshwari (E) Mumbai - 60	16-09-2024	Polycab India Limited EBG Federation

(i) Details of change in directors in the preceding three financial years and current financial year:

Sr. No.	Name, Designation and DIN	Date of Appointment	Date of cessation, if applicable	Remarks
1	Mr. Arijit Basu, Non- Executive Director & Chairman DIN- 06907779	01/06/2021	31/05/2023	Resigned from Board for appointment as Non-Executive Chairman.
2	Ms. Arundhati Mech, Independent Director DIN – 09177619	11/02/2022	-	-
3	Mr. Arijit Basu, Non- Executive Director & Chairman DIN- 06907779	31/05/2023	-	Appointment as Non- Executive Chairman and Additional Independent Director and the appointment was regularized in the annual general meeting held on June 30, 2023
4	Mr. Jimmy Tata, Non-Executive Additional Director DIN – 06888364	15/07/2023	-	Appointment as Additional Non-Executive Director and the appointment was regularized by the members through postal ballot on August 26, 2023
5	Mr. Jayesh Chakravarthy Independent Director (DIN: 08345495)	25/01/2024	-	Appointment as a Non-Executive Independent Director for a period of three years w.e.f. January 25, 2024 and the appointment was regularised by the members through postal ballot on February 28, 2024.
6	Dr. Amla Samanta Independent Director (DIN: 00758883)	01/05/2024	-	Re-appointment as an Non-Executive Independent Director for a period of three years w.e.f. May 1, 2024 and the re-appointment was regularised by the members through postal ballot on

				February 28, 2024.
7	Mr. A K Viswanathan Independent Director (DIN:08518003)	24/07/2024	-	Re-appointment as an Non-Executive Independent Director for a period of three years w.e.f. July 24, 2024 and the re-appointment was regularized in the annual general meeting held on June 27, 2024
8	Mr. Jayant Gokhale Independent Director DIN - 00190075	16-09-2024	-	Appointment as a Non-Executive Independent Director for a period of three years w.e.f. September 16, 2024 and the appointment was regularized by the members through postal ballot on October 21, 2024.
9	Mr. Bhaskar Sharma Independent Director DIN - 02871367	16-09-2024	-	Appointment as a Non-Executive Independent Director for a period of three years w.e.f. September 16, 2024 and the appointment was regularized by the members through postal ballot on October 21, 2024.
10	Mr. Venkatraman Srinivasan, Independent Director DIN – 00246012		11/03/2025	Mr. Venkatraman Srinivasan has ceased to be an Independent Director on the Board with effect from March 11, 2025 (close of business hours) on account of completion of the term.
11	Ms. Smita Affinwalla, Independent Director DIN - 07106628		11/03/2025	Ms. Smita Affinwalla has ceased to be an Independent Director on the Board with effect from March 11, 2025 (close of business hours) on account of completion of the term.

(ii) Details of directors' remuneration, and such particulars of the nature and extent of their interests in the issuer (during the current year and preceding three financial years):

(a) Remuneration payable or paid to a director by the issuer, its subsidiary or associate company; shareholding of the director in the company, its subsidiaries and associate companies on a fully diluted basis (in Rs.)

Financial Year	Remuneration Paid to Directors	Mr. Arijit Basu	Mr. Venkatraman Srinivasan	Ms. Smita Affinwalla	Dr. Amla Samanta	Mr. Adayapalam K Viswanathan	Ms. Arundhati Mech	Mr. Jayesh Chakravarti	Mr. Jayant Gokhale	Mr. Bhaskar Sharma
FY 24-25 (01.04.2024 to 31.12.2024)	Sitting Fees	10,25,000	13,25,000	10,25,000	9,75,000	13,00,000	12,50,000	8,50,000	3,75,000	1,50,000
	Commission	-	15,00,000	15,00,000	15,00,000	15,00,000	15,00,000	1,00,000	-	-
	Remuneration	22,50,000							-	-

FY 23-24	Sitting Fees	6,75,000	13,75,000	12,00,000	8,75,000	13,75,000	12,00,000	75,000	-	
	Commission	-	15,00,000	15,00,000	14,00,000	15,00,000	15,00,000	-	-	
	Remuneration	30,00,000	-	-	-	-	-		-	
FY 22-23	Sitting Fees	8,25,000	14,50,000	12,00,000	8,00,000	14,00,000	11,75,000		-	-
	Commission	-	7,50,000	7,50,000	7,50,000	7,50,000	60,000		-	-
	Remuneration	30,00,000	-	-	-	-	-		-	-
FY 21-22	Sitting Fees	9,00,000	19,50,000	13,00,000	13,25,000	17,00,000	75,000		-	-
	Commission	-	7,50,000	7,50,000	7,50,000	7,50,000	-		-	-
	Remuneration	25,00,000	-	-	-	-	-		-	-

	Financial Year	Gross Salary	Perquisite value of Stock Options	Others	Total Amount
Mr. Ramesh G.	FY 24-25 (Till December 31, 2024)	5,28,51,502	0	19,670	5,28,71,172
	FY 23-24	631,39,248	1,50,72,500	19,210	7,82,30,958
	FY 22-23	5,36,38,320	36,60,000	14,613	5,73,12,933
	FY 21-22	4,52,91,823	47,70,000	27,028	5,00,88,851

(b) Appointment of any relatives to an office or place of profit of the issuer, its subsidiary or associate company- NIL

(c) Full particulars of the nature and extent of interest, if any, of every director:

A. in the promotion of the issuer company- NIL

B. in any immoveable property acquired by the issuer company in the two years preceding the date of the issue document or any immoveable property proposed to be acquired by it – NIL

C. where the interest of such a director consists in being a member of a firm or company, the nature and extent of his interest in the firm or company, with a statement of all sums paid or agreed to be paid to him or to the firm or company in cash or shares or otherwise by any person either to induce him to become, or to help him qualify as a director, or otherwise for services rendered by him or by the firm or company, in connection with the promotion or formation of the issuer company shall be disclosed. - NIL

(d) Contribution being made by the directors as part of the offer or separately in furtherance of such objects:

NIL

3. Any financial or other material interest of the directors, promoters, key managerial personnel or senior management in the Issue and the effect of such interest in so far as it is different from the interests of other persons:

NIL

4. Auditors of the Company:

(i) Following details regarding the auditors of the Company:

Name and Address	Date of appointment
M/s. Kalyaniwalla & Mistry LLP Esplanade House, 29, Hazarimal Somani Marg, Fort, Mumbai 400 001 Peer Review Cer. No - 013324	June 27, 2024
M/s. G.D. Apte & Co. D-509, Neelkanth Business Park, Nathani Road, Vidyavihar West, Mumbai-400086 Peer Review Cer No - 015904	June 27, 2024

(ii) Details of change in auditor for preceding three financial years and current financial year:

Sl No.	Name and Address	Date of appointment	Date of cessation, if applicable	Date of Resignation, if applicable
1	M/s. B S R & CO. LLP Lodha Excelus, 1st Floor, Apollo Mills Compound, N. M. Joshi Marg, Mahalaxmi, Mumbai – 400011	May 30, 2013	July 16, 2021	Ceased to be a Statutory Auditor due to ineligibility caused in terms of the RBI guidelines w.e.f. July 16, 2021
2	M/s. KKC & Associates LLP (formerly known as M/s Khimji Kunverji & Co. LLP) Level-19, Sunshine Tower,, Senapati Bapat Marg,, Elphinstone Road,, Mumbai, Maharashtra 400013	September 18, 2021	June 27, 2024	Not Applicable. M/s. KKC & Associates LLP ceased to be a Statutory Auditor due to completion of term of appointment.
3	M/s B. K. Khare & Co. 706/708, Sharda Chambers, New Marine Lines, Mumbai – 400020	September 18, 2021	June 27, 2024	Not Applicable. M/s B. K. Khare & Co. ceased to be a Statutory Auditor due to completion of term of appointment.
4	M/s. Kalyaniwalla & Mistry LLP Esplanade House, 29, Hazarimal Somani Marg, Fort, Mumbai 400 001	June 27, 2024	-	-
5	M/s. G.D. Apte & Co. D-509, Neelkanth Business Park, Nathani Road, Vidyavihar West, Mumbai-400086	June 27, 2024	-	-

B. Financial information of the Issuer if such information provided in the General Information Document is more than 6 (six) months old:

FINANCIAL INFORMATION

[The disclosures under (i) and (ii) hereunder shall be accompanied with the Auditor's Report along with the requisite schedules, footnotes, summary etc.]

A. Financial Information

- (i) The audited financial statements (i.e. Profit & Loss statement, Balance Sheet and Cash Flow statement) both on a standalone and consolidated basis for a period of three completed years which shall not be more than six months old from the date of the draft offer document or offer document or issue opening date, as applicable. Such financial statements shall be audited and certified by the statutory auditor(s) who holds a valid certificate issued by the Peer Review Board of the Institute of Chartered Accountants of India ("ICAI").

However, if the issuer, being a listed REIT/InvIT, has been in existence for a period of less than three completed years, and historical financial statements of such REIT/InvIT are not available for some portion or the entire portion of the reporting period of three years and the interim period, the combined financial statements shall be disclosed for the periods for which such historical financial statements are not available.

Provided that, issuers whose non-convertible securities are listed as on the date of filing of the offer document or placement memorandum, may provide only a web-link and a static quick response code of the audited financial statements in the offer document or placement memorandum subject to the following conditions: (i) Such listed issuers shall disclose a comparative key operational and financial parameter on a standalone and consolidated basis, certified by the statutory auditor(s) who holds a valid certificate issued by the Peer Review Board of the Institute of Chartered Accountants of India, for the last three completed years in the offer document. (ii) The scanning of such static quick response code or clicking on the web-link, shall display the audited financial statements for last three financial years of such issuer on the website of the stock exchange where such data is hosted.

Standalone Audited Financial Statement

Balance Sheet (Currency: Indian Rupees in Crore)	March 31, 2024	March 31, 2023	March 31, 2022
ASSETS			
Financial Assets			
(a) Cash and cash equivalents	647.85	395.90	477.20
(b) Bank balances other than cash and cash equivalents	54.66	257.92	206.77
(c) Derivative financial instruments	1.91	165.34	132.44
(c) Trade receivables	124.61	65.76	141.82
(d) Loans	86,721.26	66,382.67	57,162.45
(e) Investments	3,380.33	1,243.25	2,233.51
(f) Other financial assets	39.50	34.87	32.91
Sub total	90,970.12	68,545.71	60,387.10
Non-financial Assets			
(a) Current tax assets (Net)	41.29	25.11	13.34
(b) Deferred tax assets (Net)	939.95	1,000.87	1,051.17
(c) Property, plant and equipment	162.53	122.37	78.14
(d) Capital work-in-progress	-	-	-
(e) Other intangible assets	22.15	20.41	12.01
(f) Right of Use Assets	326.51	244.27	202.49
(g) Other non financial assets	93.96	91.65	281.69
Sub total	1,586.39	1,504.68	1,638.84
TOTAL ASSETS	92,556.51	70,050.39	62,025.94

LIABILITIES AND EQUITY			
Liabilities			
Financial Liabilities			
(a)	Derivative financial instruments	4.77	-
(b)	Trade payables		
(i)	Total outstanding dues of micro enterprises and small enterprises	-	-
(ii)	Total outstanding dues of creditors other than micro enterprises and small enterprises	509.00	291.84
(b)	Debt securities	34,851.12	27,096.41
(c)	Borrowings (other than debt securities)	33,831.38	24,227.80
(d)	Subordinated liabilities	5,648.17	3,541.10
(e)	Other financial liabilities	2,955.27	2,778.43
Sub total		77,799.71	57,935.58
Non-Financial Liabilities			
(a)	Current tax liabilities (net)	58.65	41.97
(b)	Provisions	502.94	368.96
(c)	Other non-financial liabilities	452.50	266.91
		1,014.09	677.84
Equity			
(a)	Equity share capital	793.08	791.40
(b)	Other equity	12,949.63	10,645.57
		13,742.71	11,436.97
TOTAL LIABILITIES AND EQUITY		92,556.51	70,050.39

Profit and Loss statement (Currency: Indian Rupees in Crore)		March 31, 2024	March 31, 2023	March 31, 2022
Revenue from operations				
(a)	Interest income	11,156.72	8,927.78	8,362.97
(b)	Sale of services	1,949.55	2,633.93	2,363.41
(c)	Other financial charges	953.11	756.41	569.01
(d)	Net gain on fair value changes	113.69	85.07	16.48
(e)	Net gain on de-recognition of financial instruments under amortised cost category	(1.95)	(0.31)	(5.58)
Total Revenue from operations		14,171.12	12,402.88	11,306.29
Expenses				
(a)	Finance Costs	4,864.32	3,511.92	3,325.50
(b)	Impairment on financial instruments	1,067.39	1,330.40	2,465.73
(c)	Employee Benefits Expenses	3,850.75	4,057.57	3,500.41
(d)	Depreciation, amortization and impairment	145.14	111.84	98.94
(e)	Others expenses	938.85	763.75	568.15

Total Expenses		10,866.45	9,775.48	9,958.73
Profit before tax		3,304.67	2,627.40	1,347.56
Tax Expense:				
(a)	Current tax	770.67	621.30	663.40
(b)	Deferred tax (credit)	73.16	46.75	(327.24)
Total Tax expense		843.83	668.05	336.16
Profit after tax from continuing operations		2,460.84	1,959.35	1,011.40
Profit for the year		2,460.84	1,959.35	1,011.40
Other Comprehensive Income				
(a)	Items that will not be reclassified to profit or loss - Re-measurement gain/(loss) on defined benefit plan	(31.54)	(5.48)	(13.15)
(b)	Income tax relating to items that will not be reclassified to profit or loss	7.94	1.38	2.25
(c)	Items that will be reclassified to profit or loss	(17.10)	19.59	33.00
(d)	Income tax relating to items that will be reclassified to profit or loss	4.30	(4.93)	(8.31)
Other Comprehensive Income		(36.40)	10.56	13.79
Total Comprehensive Income for the period		2,424.44	1,969.91	1,025.19
A	Cash flow from operating activities			
	Profit/(loss) before tax	3,304.67	2,627.40	1,347.56
	Adjustments for			
	Interest Income	(11,156.72)	(8,927.78)	(8,362.97)
	Interest Expenses	4,771.63	3,502.92	3,316.64
	(Profit)/loss on sale of asset	(0.85)	(1.01)	(0.06)
	Realised net (gain)/ loss on FVTPL investments	(89.91)	(90.67)	39.29
	Unrealised (gain)/loss on FVTPL investments	(23.78)	5.60	(22.81)
	Discount on commercial paper	77.01	9.00	8.86
	Provision for compensated absence and gratuity	29.87	6.59	3.52
	Employee share based payment expenses	55.24	43.64	30.42
	Depreciation, amortization and impairment	145.14	111.84	98.94
	Impairment on financial instruments	1,067.39	1,330.40	2,465.73
	Operating cash flow before working capital changes	(1,820.31)	(1,382.07)	(1,074.88)
	Adjustments for working capital changes:			
	(Increase)/decrease in Loans	(21,405.98)	(10,462.68)	(1,016.51)
	(Increase)/ decrease in trade receivables	(58.85)	76.06	(24.50)
	(Increase)/decrease in other financial assets and others	291.32	(0.19)	(17.69)
	Increase/(decrease) in other financial and non-financial liabilities & provision	(44.60)	506.53	(960.09)
	Increase/(decrease) in trade payables	217.16	44.93	(87.34)

	Cash generated from/(Used in) operations before adjustments for interest received and interest paid	(22,821.26)	(11,217.42)	(3,181.01)
	Interest Paid	(4,110.50)	(3,842.14)	(3,699.47)
	Interest Received	10,946.14	8,841.36	8,353.15
	Cash generated from/(Used in) operations	(15,985.62)	(6,218.20)	1,472.67
	Direct taxes (paid)/ net of refunds	(750.42)	(632.41)	514.43
	Net cash flow generated from/(used in) operating activities (A)	(16,736.04)	(6,850.61)	1,987.10
B	Cash flow from investing activities			
	Purchase of investments	(52,917.26)	(49,267.66)	(24,583.62)
	Proceeds of investments	50,893.87	50,350.80	23,920.20
	Purchase of fixed assets	(123.35)	(111.32)	(41.13)
	Proceeds from sale of fixed assets	1.18	1.50	1.27
	Net cash generated from/(used in) investing activities (B)	(2,145.56)	973.32	(703.28)
C	Cash flow from financing activities			
	Debt securities issued	22,167.71	10,099.18	8,876.00
	Debt securities repaid	(14,490.01)	(8,210.60)	(7,274.50)
	Borrowings other than debt securities issued	29,910.87	17,207.75	8,800.35
	Borrowings other than debt securities repaid	(20,307.29)	(12,507.21)	(12,026.41)
	Subordinated debt issued	2,337.07	-	150.00
	Subordinated debt repaid	(230.00)	(600.00)	-
	Proceeds from issue of shares and security premium	71.45	33.93	37.89
	Repayment of lease liabilities	(80.87)	(76.81)	(62.87)
	Dividend & Tax paid on dividend	(245.38)	(150.25)	-
	Net cash generated from/(used in) financing activities (C)	19,133.55	5,795.99	(1,499.54)
	Net increase/(decrease) in cash and cash equivalents (A+B+C)	251.95	(81.30)	(215.72)
	Add : Cash and cash equivalents as at the beginning of the year	395.90	477.20	692.92
	Add : Cash and cash equivalents acquired pursuant to Scheme of Amalgamation	-	-	-
	Cash and cash equivalents as at the end of the year	647.85	395.90	477.20

Consolidated Audited Financial Statements

Balance Sheet (Currency: Indian Rupees in Crore)		March 31, 2024	March 31, 2023	March 31, 2022
ASSETS				
Financial Assets				
(a)	Cash and cash equivalents	647.85	395.90	477.20
(b)	Bank balances other than cash and cash equivalents	54.66	257.92	206.77
(c)	Derivative financial instruments	1.91	165.34	132.44
(c)	Trade receivables	124.61	65.76	141.82
(d)	Loans	86,721.26	66,382.67	57,162.45

(e)	Investments	3,380.33	1,243.25	2,233.51
(f)	Other financial assets	39.50	34.87	32.91
Sub total		90,970.12	68,545.71	60,387.10
Non-financial Assets				
(a)	Current tax assets (Net)	41.29	25.11	13.34
(b)	Deferred tax assets (Net)	939.95	1,000.87	1,051.17
(c)	Property, plant and equipment	162.53	122.37	78.14
(d)	Capital work-in-progress	-	-	-
(e)	Other intangible assets	22.15	20.41	12.01
(f)	Right of Use Assets	326.51	244.27	202.49
(g)	Other non financial assets	93.96	91.65	281.69
Sub total		1,586.39	1,504.68	1,638.84
TOTAL ASSETS		92,556.51	70,050.39	62,025.94
LIABILITIES AND EQUITY				
Liabilities				
Financial Liabilities				
(a)	Derivative financial instruments	4.77	-	-
(b)	Trade payables			
(i)	Total outstanding dues of micro enterprises and small enterprises	-	-	-
(ii)	Total outstanding dues of creditors other than micro enterprises and small enterprises	509.00	291.84	246.91
(b)	Debt securities	34,851.12	27,096.41	25,332.31
(c)	Borrowings (other than debt securities)	33,831.38	24,227.80	19,501.72
(d)	Subordinated liabilities	5,648.17	3,541.10	4,139.05
(e)	Other financial liabilities	2,955.27	2,778.43	2,708.72
Sub total		77,799.71	57,935.58	51,928.71
Non-Financial Liabilities				
(a)	Current tax liabilities (net)	58.65	41.97	59.73
(b)	Provisions	502.94	368.96	314.75
(c)	Other non-financial liabilities	452.50	266.91	183.02
		1,014.09	677.84	557.50
Equity				
(a)	Equity share capital	793.08	791.40	790.44
(b)	Other equity	12,949.63	10,645.57	8,749.29
		13,742.71	11,436.97	9,539.73
TOTAL LIABILITIES AND EQUITY		92,556.51	70,050.39	62,025.94

Profit and Loss statement (Currency: Indian Rupees in Crore)		March 31, 2024	March 31, 2023	March 31, 2022
Revenue from operations				
(a)	Interest income	11,156.72	8,927.78	8,362.97
(b)	Sale of services	1,949.55	2,633.93	2,363.41
(c)	Other financial charges	953.11	756.41	569.01
(d)	Net gain on fair value changes	113.69	85.07	16.48
(e)	Net gain on de-recognition of financial instruments under amortised cost category	(1.95)	(0.31)	(5.58)
Total Revenue from operations		14,171.12	12,402.88	11,306.29
Expenses				
(a)	Finance Costs	4,864.32	3,511.92	3,325.50
(b)	Impairment on financial instruments	1,067.39	1,330.40	2,465.73
(c)	Employee Benefits Expenses	3,850.75	4,057.57	3,500.41
(d)	Depreciation, amortization and impairment	145.14	111.84	98.94
(e)	Others expenses	938.85	763.75	568.15
Total Expenses		10,866.45	9,775.48	9,958.73
Profit before tax		3,304.67	2,627.40	1,347.56
Tax Expense:				
(a)	Current tax	770.67	621.30	663.40
(b)	Deferred tax (credit)	73.16	46.75	(327.24)
Total Tax expense		843.83	668.05	336.16
Profit after tax from continuing operations		2,460.84	1,959.35	1,011.40
Profit for the year		2,460.84	1,959.35	1,011.40
Other Comprehensive Income				
(a)	Items that will not be reclassified to profit or loss - Re-measurement gain/(loss) on defined benefit plan	(31.54)	(5.48)	(13.15)
(b)	Income tax relating to items that will not be reclassified to profit or loss	7.94	1.38	2.25
(c)	Items that will be reclassified to profit or loss	(17.10)	19.59	33.00
(d)	Income tax relating to items that will be reclassified to profit or loss	4.30	(4.93)	(8.31)
Other Comprehensive Income		(36.40)	10.56	13.79
Total Comprehensive Income for the period		2,424.44	1,969.91	1,025.19
A	Cash flow from operating activities			
	Profit/(loss) before tax	3,304.67	2,627.40	1,347.56
	Adjustments for			
	Interest Income	(11,156.72)	(8,927.78)	(8,362.97)
	Interest Expenses	4,771.63	3,502.92	3,316.64
	(Profit)/loss on sale of asset	(0.85)	(1.01)	(0.06)

	Realised net (gain)/ loss on FVTPL investments	(89.91)	(90.67)	39.29
	Unrealised (gain)/loss on FVTPL investments	(23.78)	5.60	(22.81)
	Discount on commercial paper	77.01	9.00	8.86
	Provision for compensated absence and gratuity	29.87	6.59	3.52
	Employee share based payment expenses	55.24	43.64	30.42
	Depreciation, amortization and impairment	145.14	111.84	98.94
	Impairment on financial instruments	1,067.39	1,330.40	2,465.73
	Operating cash flow before working capital changes	(1,820.31)	(1,382.07)	(1,074.88)
	Adjustments for working capital changes:			
	(Increase)/decrease in Loans	(21,405.98)	(10,462.68)	(1,016.51)
	(Increase)/ decrease in trade receivables	(58.85)	76.06	(24.50)
	(Increase)/decrease in other financial assets and others	291.32	(0.19)	(17.69)
	Increase/(decrease) in other financial and non-financial liabilities & provision	(44.60)	506.53	(960.09)
	Increase/(decrease) in trade payables	217.16	44.93	(87.34)
	Cash generated from/(Used in) operations before adjustments for interest received and interest paid	(22,821.26)	(11,217.42)	(3,181.01)
	Interest Paid	(4,110.50)	(3,842.14)	(3,699.47)
	Interest Received	10,946.14	8,841.36	8,353.15
	Cash generated from/(Used in) operations	(15,985.62)	(6,218.20)	1,472.67
	Direct taxes (paid)/ net of refunds	(750.42)	(632.41)	514.43
	Net cash flow generated from/(used in) operating activities (A)	(16,736.04)	(6,850.61)	1,987.10
B	Cash flow from investing activities			
	Purchase of investments	(52,917.26)	(49,267.66)	(24,583.62)
	Proceeds of investments	50,893.87	50,350.80	23,920.20
	Purchase of fixed assets	(123.35)	(111.32)	(41.13)
	Proceeds from sale of fixed assets	1.18	1.50	1.27
	Net cash generated from/(used in) investing activities (B)	(2,145.56)	973.32	(703.28)
C	Cash flow from financing activities			
	Debt securities issued	22,167.71	10,099.18	8,876.00
	Debt securities repaid	(14,490.01)	(8,210.60)	(7,274.50)
	Borrowings other than debt securities issued	29,910.87	17,207.75	8,800.35
	Borrowings other than debt securities repaid	(20,307.29)	(12,507.21)	(12,026.41)
	Subordinated debt issued	2,337.07	-	150.00
	Subordinated debt repaid	(230.00)	(600.00)	-
	Proceeds from issue of shares and security premium	71.45	33.93	37.89
	Repayment of lease liabilities	(80.87)	(76.81)	(62.87)
	Dividend & Tax paid on dividend	(245.38)	(150.25)	-
	Net cash generated from/(used in) financing activities (C)	19,133.55	5,795.99	(1,499.54)
	Net increase/(decrease) in cash and cash equivalents (A+B+C)	251.95	(81.30)	(215.72)
	Add : Cash and cash equivalents as at the beginning of the year	395.90	477.20	692.92
	Add : Cash and cash equivalents acquired pursuant to Scheme of Amalgamation	-	-	-
	Cash and cash equivalents as at the end of the year	647.85	395.90	477.20

Note: There was no auditor's qualification. Auditor's Report can be accessed at:

FY 2023-24: <https://www.hdbfs.com/sites/default/files/reports/Annual-Report-2023-24.pdf>

FY 2022-23: <https://www.hdbfs.com/sites/default/files/reports/Annual-Report-2022-23.pdf>

FY 2021-22: https://www.hdbfs.com/sites/default/files/reports/HDB_Annual-Report-2021-22.pdf

Note: The Ministry of Corporate Affairs, in its press release dated January 18, 2016, had issued a roadmap for implementation of Indian Accounting Standards (Ind-AS) for scheduled commercial banks, insurers / insurance companies and non-banking financial companies. This roadmap required these institutions to prepare Ind-AS based financial statements for the accounting periods beginning from April 1, 2018 onwards with comparatives for the periods beginning April 1, 2017 and thereafter. On March 30, 2016, the Companies (Indian Accounting Standards) (Amendment) Rules, 2016 for implementation of Indian Accounting Standards by Non-Banking Financial Companies were notified. Accordingly, the Company has adopted IND-AS effective April 1, 2018 with comparatives for the periods beginning April 1, 2017.

(ii) The unaudited financial information with limited review report (for the interim period).

Standalone Un-Audited Financial Statement

Profit and Loss statement		Quarter ended December 31, 2024
(Currency: Indian Rupees in Crore)		(Reviewed)
I	Revenue from operations	
	Interest income	3,516.9
	Sale of services	305.4
	Other financial charges	314.4
	Net gain on fair value changes	7.9
	Net gain/(loss) on derecognized financial instruments	(1)
	Total Revenue from operations	4,143.6
II	Expenses	
	Finance Costs	1,644.8
	Impairment on financial instruments	635.7
	Employee Benefits Expenses	903.3
	Depreciation, amortization and impairment	48.6
	Others expenses	270.40
	Total Expenses	3,502.8
III	Profit before tax (I-II)	640.8
IV	Tax Expense:	
a	Current tax	155.70
b	Deferred tax	12.8

	Total Tax expense	168.5
V	Net Profit for the period (III-IV)	472.30
VI	Other Comprehensive Income (net of tax)	52.2
VII	Total Comprehensive Income (after tax) (V-VI)	524.5
VIII	Earnings per equity share	
	(a) Basic (in Rupees)*	5.95
	(b) Diluted (in Rupees)*	5.93
	*Not annualised	
	(c) Face value per share (in Rupees)	10.00

Consolidated Unaudited Financial Statements

Profit and Loss statement		Quarter ended December 31, 2024
(Currency: Indian Rupees in Crore)		(Reviewed)
I	Revenue from operations	
	Interest income	3,516.9
	Sale of services	305.4
	Other financial charges	314.4
	Net gain on fair value changes	7.9
	Net gain/(loss) on derecognized financial instruments	(1)
	Total Revenue from operations	4,143.6
II	Expenses	
	Finance Costs	1,644.8
	Impairment on financial instruments	635.7
	Employee Benefits Expenses	903.3
	Depreciation, amortization and impairment	48.6
	Others expenses	270.40
	Total Expenses	3,502.8

III	Profit before tax (I-II)	640.8
IV	Tax Expense:	
	A Current tax	155.70
	B Deferred tax	12.8
	Total Tax expense	168.5
V	Net Profit for the period (III-IV)	472.30
VI	Other Comprehensive Income (net of tax)	52.2
VII	Total Comprehensive Income (after tax) (V-VI)	524.5
VIII	Earnings per equity share	
	(a) Basic (in Rupees)*	5.95
	(b) Diluted (in Rupees)*	5.93
	*Not annualised	
	(c) Face value per share (in Rupees)	10.00

Note: There was no auditor's qualification.

Limited Review Report can be accessed at: Quarter 1 2024-25: [https://www.hdbfs.com/sites/default/files/debt/Unaudited-Financial-Results-under-Regulation-52-of-SEBI-\(LODR\)-for-quarter-ended-June-30-2024.pdf](https://www.hdbfs.com/sites/default/files/debt/Unaudited-Financial-Results-under-Regulation-52-of-SEBI-(LODR)-for-quarter-ended-June-30-2024.pdf)

Limited Review Report can be accessed at: Quarter 2 2024-25: [https://www.hdbfs.com/sites/default/files/debt/Unaudited-Financial-Results-under-Regulation-52-of-SEBI-\(LODR\)-for-quarter-and-year-ended-September-30-2024.pdf](https://www.hdbfs.com/sites/default/files/debt/Unaudited-Financial-Results-under-Regulation-52-of-SEBI-(LODR)-for-quarter-and-year-ended-September-30-2024.pdf)

Limited Review Report can be accessed at: Quarter 3 2024-25: <https://www.hdbfs.com/sites/default/files/debt/unaudited-financial-results-under-regulation-52-of-sebi-lodr-for-quarter-and-nine-months-ended-december-31-2024.pdf>

(iii) Key Operational and Financial Parameters on a Consolidated and Standalone Basis in respect of the financial information provided under clause (i) and (ii) above

For Financial Sector Entities:

Standalone Basis

(Amt. in Crore)				
Particulars	September 30, 2024	March 31, 2024	March 31, 2023	March 31, 2022
Balance Sheet				
Assets				
Property, Plant and Equipment	204.92	162.53	122.37	78.14
Financial Assets	1,00,178.76	90,970.12	68,545.71	60,387.10
Non-financial Assets excluding property, plant and equipment	1,576.67	1,423.86	1,382.31	1,560.70

Total assets	1,01,960.35	92,556.51	70,050.39	62,025.94
Liabilities				
Financial Liabilities				
- Derivative financial instruments	33.17	4.77	-	-
- Trade Payables	392.55	509.00	291.84	246.91
- Debt Securities	39,493.13	34,851.12	27,096.41	25,332.31
- Borrowings (other than Debt Securities)	37,241.73	33,831.38	24,227.80	19,501.72
- Subordinated Liabilities	5,946.24	5,648.17	3,541.10	4,139.05
- Other financial liabilities	3,105.66	2,955.27	2,778.43	2,708.72
Non – Financial Liabilities				
- Current tax liabilities (net)	37.44	58.65	41.97	59.73
- Provisions	435.23	502.94	368.96	314.75
- Deferred tax liabilities (net)	-	-	-	-
- Other non-financial liabilities	395.87	452.50	266.91	183.02
Equity (equity share capital and other equity)	14,879.33	13,742.71	11,436.97	9,539.73
Total equity and liabilities	1,01,960.35	92,556.51	70,050.39	62,025.94
Revenue from operations	7,890.63	14,171.12	12,402.88	11,306.29
Other Income	-	-	-	-
Total Income	7,890.63	14,171.12	12,402.88	11,306.29
Total Expenses	6,307.83	10,866.45	9,775.48	9,958.73
Profit after Tax for the year	1,172.70	2,460.84	1,959.35	1,011.40
Other Comprehensive Income	(29.35)	(36.40)	10.56	13.79
Total Comprehensive Income	1,143.35	2,424.44	1,969.91	1,025.19
Earnings per equity share (Basic)	14.78	31.08	24.78	12.81
Earnings per equity share (Diluted)	14.77	31.04	24.76	12.80
Net cash from / used in(-) operating activities	(9,208.85)	(16,736.04)	(6,850.61)	1,987.10
Net cash from / used in(-) investing activities	1,250.72	(2,145.56)	973.32	(703.28)
Net cash from / used in(-) financing activities	8,256.10	19,133.55	5,795.99	(1,499.54)
Net increase/decrease(-) in cash and cash equivalents	297.97	251.95	(81.30)	(215.72)
Cash and cash equivalents as per Cash Flow Statement as at end of period	945.82	647.85	395.90	477.20
Net worth	13,935.8	12,802.76	10,436.10	8,488.56
Cash and Cash Equivalents	945.82	647.85	395.90	477.20
Loans	95,200.08	90,217.93	70,030.70	61,326.32
Loans (Principal Amount)	97,835.33	89,105.14	69,357.36	60,871.68
Total Debts to Total Assets	0.81	0.80	0.78	0.79
Interest Income	6,695.62	11,156.72	8,927.78	8,362.97
Interest Expense	3,094.90	4,864.32	3,511.92	3,325.50
Impairment on Financial Instruments	843.46	1,067.39	1,330.40	2,465.73
Bade Debts to Loans	N.A.	N.A.	N.A.	N.A.

% Gross Stage 3 Loans on Loans (Principal Amount)	2.10%	1.90%	2.73%	4.99%
% Net Stage 3 Loans on Loans (Principal Amount)	0.83%	0.63%	0.95%	2.29%
Tier I Capital Adequacy Ratio (%)	14.64	14.12%	15.91%	15.22%
Tier II Capital Adequacy Ratio (%)	4.66	5.13%	4.14%	5.00%

Key Operational and Financial Parameters on a Consolidated Basis:**(Amt. in Crore.)**

Particulars	September 30, 2024	March 31, 2024	March 31, 2023	March 31, 2022
Balance Sheet				
Assets				
Property, Plant and Equipment	204.92	162.53	122.37	78.14
Financial Assets	1,00,178.76	90,970.12	68,545.71	60,387.10
Non-financial Assets excluding property, plant and equipment	1,576.67	1,423.86	1,382.31	1,560.70
Total assets	1,01,960.35	92,556.51	70,050.39	62,025.94
Liabilities				
Financial Liabilities				
- Derivative financial instruments	33.17	4.77	-	-
- Trade Payables	392.55	509.00	291.84	246.91
- Debt Securities	39,493.13	34,851.12	27,096.41	25,332.31
- Borrowings (other than Debt Securities)	37,241.73	33,831.38	24,227.80	19,501.72
- Subordinated Liabilities	5,946.24	5,648.17	3,541.10	4,139.05
- Other financial liabilities	3,105.66	2,955.27	2,778.43	2,708.72
Non – Financial Liabilities				
- Current tax liabilities (net)	37.44	58.65	41.97	59.73
- Provisions	435.23	502.94	368.96	314.75
- Deferred tax liabilities (net)	-	-	-	-
- Other non-financial liabilities	395.87	452.50	266.91	183.02
Equity (equity share capital and other equity)	14,879.33	13,742.71	11,436.97	9,539.73
Non-controlling interest	-	-	-	-
Total equity and liabilities	1,01,960.35	92,556.51	70,050.39	62,025.94
PROFIT AND LOSS				
Revenue from operations	7,890.63	14,171.12	12,402.88	11,306.29
Other Income	-	-	-	-
Total Income	7,890.63	14,171.12	12,402.88	11,306.29
Total Expenses	6,307.83	10,866.45	9,775.48	9,958.73
Profit after Tax for the year	1,172.70	2,460.84	1,959.35	1,011.40
Other Comprehensive Income	(29.35)	(36.40)	10.56	13.79
Total Comprehensive Income	1,143.35	2,424.44	1,969.91	1,025.19
Earnings per equity share (Basic)	14.78	31.08	24.78	12.81

Earnings per equity share (Diluted)	14.77	31.04	24.76	12.80
Cash Flow				
Net cash from / used in(-) operating activities	(9,208.85)	(16,736.04)	(6,850.61)	1,987.10
Net cash from / used in(-) investing activities	1,250.72	(2,145.56)	973.32	(703.28)
Net cash from / used in(-) financing activities	8,256.10	19,133.55	5,795.99	(1,499.54)
Net increase/decrease(-) in cash and cash equivalents	297.97	251.95	(81.30)	(215.72)
Cash and cash equivalents as per Cash Flow Statement as at end of period	945.82	647.85	395.90	477.20
Additional Information				
Net worth	13,935.8	12,802.76	10,436.10	8,488.56
Cash and Cash Equivalents	945.82	647.85	395.90	477.20
Loans	95,200.08	90,217.93	70,030.70	61,326.32
Loans (Principal Amount)	97,835.33	89,105.14	69,357.36	60,871.68
Total Debts to Total Assets	0.81	0.80	0.78	0.79
Interest Income	6,695.62	11,156.72	8,927.78	8,362.97
Interest Expense	3,094.90	4,864.32	3,511.92	3,325.50
Impairment on Financial Instruments	843.46	1,067.39	1,330.40	2,465.73
Bade Debts to Loans	N.A.	N.A.	N.A.	N.A.
% Gross Stage 3 Loans on Loans (Principal Amount)	2.10%	1.90%	2.73%	4.99%
% Net Stage 3 Loans on Loans (Principal Amount)	0.83%	0.63%	0.95%	2.29%
Tier I Capital Adequacy Ratio (%)	14.64	14.12%	15.91%	15.22%
Tier II Capital Adequacy Ratio (%)	4.66	5.13%	4.14%	5.00%

(iv) Details of any other contingent liabilities of the Issuer based on the last audited financial statements including amount and nature of liability.

(Amt. in crore)					
S. No.	Particulars	September 30, 2024	March 31, 2024	March 31, 2023	March 31, 2022
1.	Claims against the Company not acknowledged as debt	121.66	105.44	99.53	90.59
2.	Estimated amount of contracts remaining to be executed on capital account and not provided for net of advance	102.14	85.10	45.00	13.27
3.	Undrawn committed sanctions to borrowers	389.93	372.07	134.31	59.40
	Total	613.72	562.61	278.84	163.26

(v) The amount of corporate guarantee or letter of comfort issued by the Issuer along with details of the counterparty (viz. name and nature of the counterparty, whether a subsidiary, joint venture entity, group company etc.) on behalf of whom it has been issued.

NA

C. Expense of the Issue:

Expenses	Fees Amount (in Rs.)	Fees as a percentage of total issue expenses (%)	Fees as a percentage of total issue size (%)
Lead manager(s) fees	NA	NA	NA
Underwriting commission	NA	NA	NA
Brokerage, selling, commission and upload fees	30,000.00*	23.08%	0.00%
Fees payable to the registrars to the Issue	NA	NA	NA
Fees payable to the legal advisors	NA	NA	NA
Advertising and marketing expenses	NA	NA	NA
Fees payable to the regulators including Stock Exchanges	25,000.00*	19.23%	0.00%
Expenses incurred on printing and distribution of Issue stationary	NA	NA	NA
Any other fees, commission or payments under whatever nomenclature	75,000.00*	57.69%	0.01%
Total	1,30,000.00*	100.00%	0.01%

*Indicative Numbers

SECTION III**RISK FACTORS**

PLEASE REFER TO SECTION N OF THE GID. PROSPECTIVE INVESTORS ARE ALSO ADVISED TO CAREFULLY READ THE FOLLOWING KEY RISKS ASSOCIATED WITH THE COMMERCIAL PAPERS:

Commercial Papers are unsecured in nature

Given that the Commercial Papers are an unsecured money market instrument, in the event the Company is unable to meet its payment and other obligations towards investors under the terms of the Commercial Papers, the investors do not have any recourse in the form of a security to recover their dues. Potential investors may also have to assess and take into consideration that an investment in the issue of Commercial Papers will be bound by and subject to any market risks associated with investing in short term money market instruments.

SECTION IV**DISCLAIMERS**

Please refer to **Section C** of the General Information Document.

SECTION V**MATERIAL CONTRACTS IN RESPECT OF THE ISSUE****Statement containing particulars of, dates of, and parties to all material contracts and agreements:**

- . Issuing and Paying Agent Agreement entered into by and between the Issuing and Paying Agent and the Issuer dated January 18, 2018;
- . General Information Document dated October 10, 2024 issued by the Issuer;
- . this Key Information Document dated April 03, 2025 issued by the Issuer;
- . the Deal Confirmation Note;
- . the Board Resolution;
- . IPA Certificate.

SECTION VI**PROCESS OF ISSUE OF COMMERCIAL PAPERS**

CPs shall be issued in the form of a promissory note and held in a dematerialized form through any of the depositories approved by and registered with SEBI. The Issuer has made an arrangement with National Securities Depository Limited (NSDL), Central Depository Services Ltd (CDSL) and National Stock Exchange of India for the issue of Commercial Papers. The Issuer shall also send to IPA the list of allottees, (other than related parties) value date of issuance, net amount to be received from each investor, place of receipt of money, contact details of each investor, ISIN of security, maturity date of security along with particulars of each investor's DP Account as contained in the Deal Confirmation Note. The foregoing shall be communicated in writing and such letter shall be signed by an Authorized Signatory. The Issuer will first issue the CPs in the form of a jumbo usance promissory note in favor of all the investors jointly and deliver the same to the IPA. IPA will give instructions to the Registrar and Transfer Agent for creation of security in terms of the jumbo promissory note. The Registrar and Transfer Agent shall credit the security so created in the demat account of the investors as informed by the IPA, upon receipt of stated consideration from the investor to the CP Funds Account (Current Account) of the Issuer through an approved mode of payment of that day.

SECTION VII

ANY MATERIAL DEVELOPMENTS WHICH ARE NOT DISCLOSED IN THE GENERAL INFORMATION DOCUMENT, SINCE THE ISSUE OF THE GENERAL INFORMATION DOCUMENT RELEVANT TO THE OFFER OF THE COMMERCIAL PAPERS IN RESPECT OF WHICH THIS KEY INFORMATION DOCUMENT IS BEING ISSUED

There have been no material developments since the General Information Document was issued.

For HDB FINANCIAL SERVICES LIMITED

Authorized Signatory

Anita Narkar

Place: Mumbai

Date April 03, 2025

Encl:

1. Annexures as mentioned above
2. BR

ANNEXURE I**Details of CP / NCD and other Debt Instruments outstanding as on April 02, 2025:**

CP Series	ISIN	Date of allotment	Redemption date/ Schedule	Amount issued (Rs in Cr)	Amount O/s (Rs. In Cr)	IPA	CRA/Rating	Rating Amount (Rs. In Cr)
200	INE756I14CY1	22-05-2023	02-08-2023	500	-	HDFC Bank Ltd	CARE/A1+ Stable CRISIL/A1+ Stable	5000
201	INE756I14CZ8	23-05-2023	04-08-2023	500	-	HDFC Bank Ltd	CARE/A1+ Stable CRISIL/A1+ Stable	5000
202	INE756I14DA9	29-05-2023	28-08-2023	150	-	HDFC Bank Ltd	CARE/A1+ Stable CRISIL/A1+ Stable	5000
202	INE756I14DA9	29-05-2023	28-08-2023	200	-	HDFC Bank Ltd	CARE/A1+ Stable CRISIL/A1+ Stable	5000
203	INE756I14DB7	29-05-2023	31-07-2023	150	-	HDFC Bank Ltd	CARE/A1+ Stable CRISIL/A1+ Stable	5000
204	INE756I14DB7	01-06-2023	31-07-2023	200	-	HDFC Bank Ltd	CARE/A1+ Stable CRISIL/A1+ Stable	5000
205	INE756I14DC5	24-08-2023	15-11-2023	200	-	HDFC Bank Ltd	CARE/A1+ Stable CRISIL/A1+ Stable	5000
206	INE756I14DD3	25-08-2023	06-11-2023	250	-	HDFC Bank Ltd	CARE/A1+ Stable CRISIL/A1+ Stable	5000
207	INE756I14DE1	28-08-2023	24-11-2023	700	-	HDFC Bank Ltd	CARE/A1+ Stable CRISIL/A1+ Stable	5000
208	INE756I14DG6	31-08-2023	30-10-2023	250	-	HDFC Bank Ltd	CARE/A1+ Stable CRISIL/A1+ Stable	5000
209	INE756I14DF8	31-08-2023	28-11-2023	200	-	HDFC Bank Ltd	CARE/A1+ Stable CRISIL/A1+ Stable	5000
210	INE756I14DH4	01-09-2023	31-10-2023	150	-	HDFC Bank Ltd	CARE/A1+ Stable CRISIL/A1+ Stable	5000
211	INE756I14DI2	01-09-2023	08-07-2024	50	-	HDFC Bank Ltd	CARE/A1+ Stable CRISIL/A1+ Stable	5000
212	INE756I14DJ0	25-09-2023	04-12-2023	100	-	HDFC Bank Ltd	CARE/A1+ Stable CRISIL/A1+ Stable	5000
212	INE756I14DJ0	25-09-2023	04-12-2023	400	-	HDFC Bank Ltd	CARE/A1+ Stable CRISIL/A1+ Stable	5000
213	INE756I14DK8	23-11-2023	22-02-2024	500	-	HDFC Bank Ltd	CARE/A1+ Stable CRISIL/A1+ Stable	5000
214	INE756I14DL6	29-12-2023	04-03-2024	175	-	HDFC Bank Ltd	CARE/A1+ Stable CRISIL/A1+ Stable	5000
215	INE756I14DM4	29-01-2024	05-02-2024	450	-	HDFC Bank Ltd	CARE/A1+ Stable CRISIL/A1+ Stable	5000
216	INE756I14DN2	26-02-2024	25-02-2024	125	-	HDFC Bank Ltd	CARE/A1+ Stable CRISIL/A1+ Stable	5000
217	INE756I14DO0	19-03-2024	05-06-2024	650	-	HDFC Bank Ltd	CARE/A1+ Stable CRISIL/A1+ Stable	5000
218	INE756I14DO0	20-03-2024	05-06-2024	125	-	HDFC Bank Ltd	CARE/A1+ Stable CRISIL/A1+ Stable	5000
219	INE756I14DO0	21-03-2024	05-06-2024	75	-	HDFC Bank Ltd	CARE/A1+ Stable CRISIL/A1+ Stable	5000
220	INE756I14DO0	22-03-2024	05-06-2024	150	-	HDFC Bank Ltd	CARE/A1+ Stable CRISIL/A1+ Stable	5000

221	INE756I14DP7	23-04-2024	05-02-2025	100	-	HDFC Bank Ltd	CARE/A1+ Stable CRISIL/A1+ Stable	5000
222	INE756I14DS1	30-04-2024	10-02-2025	75	-	HDFC Bank Ltd	CARE/A1+ Stable CRISIL/A1+ Stable	5000
222	INE756I14DQ5	30-04-2024	06-06-2024	300	-	HDFC Bank Ltd	CARE/A1+ Stable CRISIL/A1+ Stable	5000
222	INE756I14DR3	30-04-2024	19-07-2024	250	-	HDFC Bank Ltd	CARE/A1+ Stable CRISIL/A1+ Stable	5000
222	INE756I14DT9	30-04-2024	22-07-2024	350	-	HDFC Bank Ltd	CARE/A1+ Stable CRISIL/A1+ Stable	5000
223	INE756I14DQ5	28-05-2024	06-06-2024	300	-	HDFC Bank Ltd	CARE/A1+ Stable CRISIL/A1+ Stable	5000
224	INE756I14DU7	06-06-2024	03-07-2024	100	-	HDFC Bank Ltd	CARE/A1+ Stable CRISIL/A1+ Stable	5000
225	INE756I14DV5	14-06-2024	26-06-2024	500	-	HDFC Bank Ltd	CARE/A1+ Stable CRISIL/A1+ Stable	5000
226	INE756I14DW3	16-08-2024	27-08-2024	300	-	HDFC Bank Ltd	CARE/A1+ Stable CRISIL/A1+ Stable	5000
227	INE756I14DW3	19-08-2024	27-08-2024	250	-	HDFC Bank Ltd	CARE/A1+ Stable CRISIL/A1+ Stable	5000
228	INE756I14DX1	21-08-2024	13-09-2024	135	-	HDFC Bank Ltd	CARE/A1+ Stable CRISIL/A1+ Stable	5000
229	INE756I14DY9	27-08-2024	03-09-2024	300	-	HDFC Bank Ltd	CARE/A1+ Stable CRISIL/A1+ Stable	5000
230	INE756I14DZ6	19-09-2024	03-10-2024	50	-	HDFC Bank Ltd	CARE/A1+ Stable CRISIL/A1+ Stable	5000
231	INE756I14DZ6	25-09-2024	03-10-2024	200	-	HDFC Bank Ltd	CARE/A1+ Stable CRISIL/A1+ Stable	5000
232	INE756I14EA7	26-09-2024	04-10-2024	100	-	HDFC Bank Ltd	CARE/A1+ Stable CRISIL/A1+ Stable	5000
233	INE756I14EA7	27-09-2024	04-10-2024	200	-	HDFC Bank Ltd	CARE/A1+ Stable CRISIL/A1+ Stable	5000
234	INE756I14DZ6	26-09-2024	03-10-2024	25	-	HDFC Bank Ltd	CARE/A1+ Stable CRISIL/A1+ Stable	5000
235	INE756I14 EA7	27-09-2024	04-10-2024	150	-	HDFC Bank Ltd	CARE/A1+ Stable CRISIL/A1+ Stable	5000
236	INE756I14 EB5	25-10-2024	06-01-2025	200	-	HDFC Bank Ltd	CARE/A1+ Stable CRISIL/A1+ Stable	5000
237	INE756I14 EB5	25-10-2024	06-01-2025	500	-	HDFC Bank Ltd	CARE/A1+ Stable CRISIL/A1+ Stable	5000
239	INE756I14EC3	29-10-2024	04-12-2024	250	-	HDFC Bank Ltd	CARE/A1+ Stable CRISIL/A1+ Stable	5000
240	INE756I14EC3	30-10-2024	04-12-2024	250	-	HDFC Bank Ltd	CARE/A1+ Stable CRISIL/A1+ Stable	5000
241	INE756I14ED1	30-10-2024	14-01-2025	135	-	HDFC Bank Ltd	CARE/A1+ Stable CRISIL/A1+ Stable	5000
242	INE756I14EE9	08-11-2024	26-11-2024	225	-	HDFC Bank Ltd	CARE/A1+ Stable CRISIL/A1+ Stable	5000
243	INE756I14EC3	12-11-2024	04-12-2024	150	-	HDFC Bank Ltd	CARE/A1+ Stable CRISIL/A1+ Stable	5000
244	INE756I14EC3	13-11-2024	04-12-2024	100	-	HDFC Bank Ltd	CARE/A1+ Stable CRISIL/A1+ Stable	5000
245	INE756I14EC3	14-11-2024	04-12-2024	100	-	HDFC Bank Ltd	CARE/A1+ Stable CRISIL/A1+ Stable	5000

246	INE756I14EF6	14-11-2024	29-11-2024	250	-	HDFC Bank Ltd	CARE/A1+ Stable CRISIL/A1+ Stable	5000
247	INE756I14EF6	18-11-2024	29-11-2024	100	-	HDFC Bank Ltd	CARE/A1+ Stable CRISIL/A1+ Stable	5000
248	INE756I14EF6	19-11-2024	29-11-2024	60	-	HDFC Bank Ltd	CARE/A1+ Stable CRISIL/A1+ Stable	5000
249	INE756I14EE9	19-11-2024	26-11-2024	100	-	HDFC Bank Ltd	CARE/A1+ Stable CRISIL/A1+ Stable	5000
250	INE756I14EG4	19-11-2024	28-11-2024	100	-	HDFC Bank Ltd	CARE/A1+ Stable CRISIL/A1+ Stable	5000
251	INE756I14EH2	21-11-2024	20-12-2024	500	-	HDFC Bank Ltd	CARE/A1+ Stable CRISIL/A1+ Stable	5000
252	INE756I14EI0	27-11-2024	23-12-2024	300	-	HDFC Bank Ltd	CARE/A1+ Stable CRISIL/A1+ Stable	5000
253	INE756I14EI0	28-11-2024	23-12-2024	100	-	HDFC Bank Ltd	CARE/A1+ Stable CRISIL/A1+ Stable	5000
254	INE756I14EH2	28-11-2024	20-12-2024	100	-	HDFC Bank Ltd	CARE/A1+ Stable CRISIL/A1+ Stable	5000
255	INE756I14EJ8	02-12-2024	10-12-2024	125	-	HDFC Bank Ltd	CARE/A1+ Stable CRISIL/A1+ Stable	5000
256	INE756I14EB5	20-12-2024	06-01-2025	150	-	HDFC Bank Ltd	CARE/A1+ Stable CRISIL/A1+ Stable	5000
257	INE756I14EL4	20-12-2024	03-01-2025	200	-	HDFC Bank Ltd	CARE/A1+ Stable CRISIL/A1+ Stable	5000
258	INE756I14EK6	20-12-2024	07-01-2025	150	-	HDFC Bank Ltd	CARE/A1+ Stable CRISIL/A1+ Stable	5000
259	INE756I14DP7	28-01-2025	05-02-2025	200	-	HDFC Bank Ltd	CARE/A1+ Stable CRISIL/A1+ Stable	5000
260	INE756I14DP7	29-01-2025	05-02-2025	200	-	HDFC Bank Ltd	CARE/A1+ Stable CRISIL/A1+ Stable	5000
261	INE756I14EM2	06-02-2025	28-02-2025	250	-	HDFC Bank Ltd	CARE/A1+ Stable CRISIL/A1+ Stable	5000
262	INE756I14EN0	06-02-2025	06-03-2025	100	-	HDFC Bank Ltd	CARE/A1+ Stable CRISIL/A1+ Stable	5000
263	INE756I14EO8	07-02-2025	18-02-2025	300	-	HDFC Bank Ltd	CARE/A1+ Stable CRISIL/A1+ Stable	5000
264	INE756I14EP5	10-02-2025	05-02-2026	175	175	HDFC Bank Ltd	CARE/A1+ Stable CRISIL/A1+ Stable	5000
265	INE756I14EQ3	13-02-2025	05-03-2025	250	-	HDFC Bank Ltd	CARE/A1+ Stable CRISIL/A1+ Stable	5000
266	INE756I14ER1	21-02-2025	04-03-2025	150	-	HDFC Bank Ltd	CARE/A1+ Stable CRISIL/A1+ Stable	5000
267	INE756I14ER1	24-02-2025	04-03-2025	100	-	HDFC Bank Ltd	CARE/A1+ Stable CRISIL/A1+ Stable	5000
268	INE756I14ES9	28-02-2025	19-03-2025	460	-	HDFC Bank Ltd	CARE/A1+ Stable CRISIL/A1+ Stable	5000
269	INE756I14ET7	11-03-2025	04-04-2025	100	100	HDFC Bank Ltd	CARE/A1+ Stable CRISIL/A1+ Stable	5000
270	INE756I14EU5	12-03-2025	11-04-2025	100	100	HDFC Bank Ltd	CARE/A1+ Stable CRISIL/A1+ Stable	5000
271	INE756I14ET7	12-03-2025	04-04-2025	100	100	HDFC Bank Ltd	CARE/A1+ Stable CRISIL/A1+ Stable	5000
272	INE756I14ET7	13-03-2025	04-04-2025	200	200	HDFC Bank Ltd	CARE/A1+ Stable CRISIL/A1+ Stable	5000

273	INE756I14ET7	17-03-2025	04-04-2025	200	200	HDFC Bank Ltd	CARE/A1+ Stable CRISIL/A1+ Stable	5000
274	INE756I14EV3	17-03-2025	04-06-2025	300	300	HDFC Bank Ltd	CARE/A1+ Stable CRISIL/A1+ Stable	5000
275	INE756I14EW1	17-03-2025	04-09-2025	650	650	HDFC Bank Ltd	CARE/A1+ Stable CRISIL/A1+ Stable	5000
276	INE756I14EX9	17-03-2025	13-06-2025	100	100	HDFC Bank Ltd	CARE/A1+ Stable CRISIL/A1+ Stable	5000
277	INE756I14EY7	19-03-2025	18-06-2025	50	50	HDFC Bank Ltd	CARE/A1+ Stable CRISIL/A1+ Stable	5000
280	INE756I14EW1	19-03-2025	04-09-2025	500	500	HDFC Bank Ltd	CARE/A1+ Stable CRISIL/A1+ Stable	5000
278	INE756I14EZ4	20-03-2025	16-03-2026	150	150	HDFC Bank Ltd	CARE/A1+ Stable CRISIL/A1+ Stable	5000
279	INE756I14EZ4	21-03-2025	16-03-2026	350	350	HDFC Bank Ltd	CARE/A1+ Stable CRISIL/A1+ Stable	5000
282	INE756I14EY7	20-03-2025	18-06-2025	75	75	HDFC Bank Ltd	CARE/A1+ Stable CRISIL/A1+ Stable	5000
283	INE756I14FA4	21-03-2025	07-04-2025	75	75	HDFC Bank Ltd	CARE/A1+ Stable CRISIL/A1+ Stable	5000
284	INE756I14FB2	21-03-2025	30-04-2025	100	100	HDFC Bank Ltd	CARE/A1+ Stable CRISIL/A1+ Stable	5000
285	INE756I14EZ4	25-03-2025	16-03-2026	100	100	HDFC Bank Ltd	CARE/A1+ Stable CRISIL/A1+ Stable	5000
286	INE756I14FC0	27-03-2025	04-03-2026	50	50	HDFC Bank Ltd	CARE/A1+ Stable CRISIL/A1+ Stable	5000
287	INE756I14EW1	19-03-2025	04-09-2025	150	150	HDFC Bank Ltd	CARE/A1+ Stable CRISIL/A1+ Stable	5000

NCDs, Sub Debt and PDIs outstanding as on April 02, 2025:

ISIN	Issue Date	Amount	Maturity Date	Amount Outstanding	Debenture Trustee	CRA / Credit Rating	Rating Amount (Rs. In Cr)
INE756I08108	22-07-2016	2,20,00,00,000	22-07-2026	2,20,00,00,000	IDBI Trusteeship Services Ltd	CARE/AAA Stable CRISIL/AAA Stable	4,670.00
INE756I08116	06-12-2016	1,70,00,00,000	04-12-2026	1,70,00,00,000	IDBI Trusteeship Services Ltd	CARE/AAA Stable CRISIL/AAA Stable	4,670.00
INE756I08124	01-02-2018	1,50,00,00,000	01-02-2028	1,50,00,00,000	IDBI Trusteeship Services Ltd	CARE/AAA Stable CRISIL/AAA Stable	4,670.00
INE756I08132	21-02-2018	1,30,00,00,000	21-02-2028	1,30,00,00,000	IDBI Trusteeship Services Ltd	CARE/AAA Stable CRISIL/AAA Stable	4,670.00
INE756I08140	27-07-2018	2,50,00,00,000	27-07-2028	2,50,00,00,000	IDBI Trusteeship Services Ltd	CARE/AAA Stable CRISIL/AAA Stable	4,670.00
INE756I08157	06-08-2018	2,00,00,00,000	06-08-2028	2,00,00,00,000	Axis Trustee Services Ltd	CARE/AAA Stable CRISIL/AAA Stable	1,500.00
INE756I08165	07-09-2018	1,00,00,00,000	07-09-2028	1,00,00,00,000	Axis Trustee Services Ltd	CARE/AAA Stable CRISIL/AAA Stable	1,500.00
INE756I08173	15-11-2018	3,50,00,00,000	15-11-2028	3,50,00,00,000	IDBI Trusteeship Services Ltd	CARE/AAA Stable CRISIL/AAA Stable	4,670.00
INE756I08181	07-06-2019	3,15,00,00,000	07-06-2029	3,15,00,00,000	IDBI Trusteeship Services Ltd	CARE/AAA Stable CRISIL/AAA Stable	4,670.00
INE756I07EV7	08-08-2019	15,00,00,00,000	08-08-2029	15,00,00,00,000	IDBI Trusteeship Services Ltd	CARE/AAA Stable CRISIL/AAA Stable	41,850.82

INE756I08199	16-08-2019	1,00,00,00,000	16-08-2029	1,00,00,00,000	Axis Trustee Services Ltd	CARE/AAA Stable CRISIL/AAA Stable	1,500.00
INE756I08207	29-11-2019	1,00,00,00,000	29-11-2029	1,00,00,00,000	Axis Trustee Services Ltd	CARE/AAA Stable CRISIL/AAA Stable	1,500.00
INE756I08181	24-01-2020	2,28,50,00,000	07-06-2029	2,28,50,00,000	IDBI Trusteeship Services Ltd	CARE/AAA Stable CRISIL/AAA Stable	4,670.00
INE756I08215	02-11-2020	3,56,50,00,000	01-11-2030	3,56,50,00,000	IDBI Trusteeship Services Ltd	CARE/AAA Stable CRISIL/AAA Stable	4,670.00
INE756I07DW7	13-09-2021	1,30,00,00,000	26-06-2026	1,30,00,00,000	IDBI Trusteeship Services Ltd	CARE/AAA Stable CRISIL/AAA Stable	41,850.82
INE756I07DX5	13-09-2021	5,00,00,00,000	11-09-2026	5,00,00,00,000	IDBI Trusteeship Services Ltd	CARE/AAA Stable CRISIL/AAA Stable	41,850.82
INE756I07DX5	22-09-2021	5,60,00,00,000	11-09-2026	5,60,00,00,000	IDBI Trusteeship Services Ltd	CARE/AAA Stable CRISIL/AAA Stable	41,850.82
INE756I08231	29-10-2021	1,50,00,00,000	29-10-2031	1,50,00,00,000	Axis Trustee Services Ltd	CARE/AAA Stable CRISIL/AAA Stable	1,500.00
INE756I07EB9	23-12-2021	2,00,00,00,000	19-06-2025	2,00,00,00,000	IDBI Trusteeship Services Ltd	CARE/AAA Stable CRISIL/AAA Stable	41,850.82
INE756I07EF0	07-07-2022	3,30,00,00,000	07-07-2025	3,30,00,00,000	IDBI Trusteeship Services Ltd	CARE/AAA Stable CRISIL/AAA Stable	41,850.82
INE756I07EG8	07-07-2022	1,25,00,00,000	11-08-2025	1,25,00,00,000	IDBI Trusteeship Services Ltd	CARE/AAA Stable CRISIL/AAA Stable	41,850.82
INE756I07EI4	19-08-2022	8,91,00,00,000	23-09-2025	8,91,00,00,000	IDBI Trusteeship Services Ltd	CARE/AAA Stable CRISIL/AAA Stable	41,850.82
INE756I07EJ2	12-09-2022	3,25,00,00,000	10-09-2027	3,25,00,00,000	IDBI Trusteeship Services Ltd	CARE/AAA Stable CRISIL/AAA Stable	41,850.82
INE756I07EF0	28-09-2022	80,00,00,000	07-07-2025	80,00,00,000	IDBI Trusteeship Services Ltd	CARE/AAA Stable CRISIL/AAA Stable	41,850.82
INE756I07EF0	14-10-2022	57,00,00,000	07-07-2025	57,00,00,000	IDBI Trusteeship Services Ltd	CARE/AAA Stable CRISIL/AAA Stable	41,850.82
INE756I07EI4	14-10-2022	45,00,00,000	23-09-2025	45,00,00,000	IDBI Trusteeship Services Ltd	CARE/AAA Stable CRISIL/AAA Stable	41,850.82
INE756I07EK0	25-10-2022	2,50,00,00,000	13-01-2026	2,50,00,00,000	IDBI Trusteeship Services Ltd	CARE/AAA Stable CRISIL/AAA Stable	41,850.82
INE756I07EL8	25-10-2022	8,10,00,00,000	25-02-2026	8,10,00,00,000	IDBI Trusteeship Services Ltd	CARE/AAA Stable CRISIL/AAA Stable	41,850.82
INE756I07EK0	17-11-2022	2,00,00,00,000	13-01-2026	2,00,00,00,000	IDBI Trusteeship Services Ltd	CARE/AAA Stable CRISIL/AAA Stable	41,850.82
INE756I07EL8	17-11-2022	6,50,00,00,000	25-02-2026	6,50,00,00,000	IDBI Trusteeship Services Ltd	CARE/AAA Stable CRISIL/AAA Stable	41,850.82
INE756I07EM6	17-11-2022	2,60,00,00,000	17-11-2025	2,60,00,00,000	IDBI Trusteeship Services Ltd	CARE/AAA Stable CRISIL/AAA Stable	41,850.82
INE756I07EK0	21-12-2022	85,00,00,000	13-01-2026	85,00,00,000	IDBI Trusteeship Services Ltd	CARE/AAA Stable CRISIL/AAA Stable	41,850.82
INE756I07EN4	21-12-2022	1,85,00,00,000	14-07-2026	1,85,00,00,000	IDBI Trusteeship Services Ltd	CARE/AAA Stable CRISIL/AAA Stable	41,850.82
INE756I07EK0	16-01-2023	5,10,00,00,000	13-01-2026	5,10,00,00,000	IDBI Trusteeship Services Ltd	CARE/AAA Stable CRISIL/AAA Stable	41,850.82
INE756I07EO2	16-01-2023	17,76,00,00,000	16-03-2026	17,76,00,00,000	IDBI Trusteeship Services Ltd	CARE/AAA Stable CRISIL/AAA Stable	41,850.82
INE756I07EP9	23-02-2023	2,44,00,00,000	17-04-2026	2,44,00,00,000	IDBI Trusteeship Services Ltd	CARE/AAA Stable CRISIL/AAA Stable	41,850.82

INE756I07EQ7	20-03-2023	3,23,18,00,000	17-03-2028	3,23,18,00,000	IDBI Trusteeship Services Ltd	CARE/AAA Stable CRISIL/AAA Stable	41,850.82
INE756I07ER5	20-03-2023	6,10,00,00,000	24-04-2026	6,10,00,00,000	IDBI Trusteeship Services Ltd	CARE/AAA Stable CRISIL/AAA Stable	41,850.82
INE756I07ES3	17-04-2023	15,00,00,00,000	30-05-2025	15,00,00,00,000	IDBI Trusteeship Services Ltd	CARE/AAA Stable CRISIL/AAA Stable	41,850.82
INE756I07EG8	11-05-2023	5,85,00,00,000	11-08-2025	5,85,00,00,000	IDBI Trusteeship Services Ltd	CARE/AAA Stable CRISIL/AAA Stable	41,850.82
INE756I07ER5	30-05-2023	4,00,00,00,000	24-04-2026	4,00,00,00,000	IDBI Trusteeship Services Ltd	CARE/AAA Stable CRISIL/AAA Stable	41,850.82
INE756I07EB9	23-06-2023	6,15,00,00,000	19-06-2025	6,15,00,00,000	IDBI Trusteeship Services Ltd	CARE/AAA Stable CRISIL/AAA Stable	41,850.82
INE756I07DX5	30-06-2023	5,95,00,00,000	11-09-2026	5,95,00,00,000	IDBI Trusteeship Services Ltd	CARE/AAA Stable CRISIL/AAA Stable	41,850.82
INE756I07ET1	30-06-2023	4,00,00,00,000	08-05-2026	4,00,00,00,000	IDBI Trusteeship Services Ltd	CARE/AAA Stable CRISIL/AAA Stable	41,850.82
INE756I07EB9	13-07-2023	5,30,00,00,000	19-06-2025	5,30,00,00,000	IDBI Trusteeship Services Ltd	CARE/AAA Stable CRISIL/AAA Stable	41,850.82
INE756I07EB9	25-07-2023	5,00,00,00,000	19-06-2025	5,00,00,00,000	IDBI Trusteeship Services Ltd	CARE/AAA Stable CRISIL/AAA Stable	41,850.82
INE756I07EG8	25-07-2023	8,25,00,00,000	11-08-2025	8,25,00,00,000	IDBI Trusteeship Services Ltd	CARE/AAA Stable CRISIL/AAA Stable	41,850.82
INE756I07EU9	25-07-2023	7,45,00,00,000	08-12-2026	7,45,00,00,000	IDBI Trusteeship Services Ltd	CARE/AAA Stable CRISIL/AAA Stable	41,850.82
INE756I07EF0	07-09-2023	2,25,00,00,000	07-07-2025	2,25,00,00,000	IDBI Trusteeship Services Ltd	CARE/AAA Stable CRISIL/AAA Stable	41,850.82
INE756I07EG8	07-09-2023	7,20,00,00,000	11-08-2025	7,20,00,00,000	IDBI Trusteeship Services Ltd	CARE/AAA Stable CRISIL/AAA Stable	41,850.82
INE756I07EF0	26-09-2023	1,50,00,00,000	07-07-2025	1,50,00,00,000	IDBI Trusteeship Services Ltd	CARE/AAA Stable CRISIL/AAA Stable	41,850.82
INE756I07EU9	26-09-2023	1,65,00,00,000	08-12-2026	1,65,00,00,000	IDBI Trusteeship Services Ltd	CARE/AAA Stable CRISIL/AAA Stable	41,850.82
INE756I07EP9	19-10-2023	5,97,50,00,000	17-04-2026	5,97,50,00,000	IDBI Trusteeship Services Ltd	CARE/AAA Stable CRISIL/AAA Stable	41,850.82
INE756I07EG8	09-11-2023	5,20,00,00,000	11-08-2025	5,20,00,00,000	IDBI Trusteeship Services Ltd	CARE/AAA Stable CRISIL/AAA Stable	41,850.82
INE756I07EW5	16-11-2023	2,50,00,00,000	16-11-2028	2,50,00,00,000	IDBI Trusteeship Services Ltd	CARE/AAA Stable CRISIL/AAA Stable	41,850.82
INE756I07EU9	06-12-2023	1,15,00,00,000	08-12-2026	1,15,00,00,000	IDBI Trusteeship Services Ltd	CARE/AAA Stable CRISIL/AAA Stable	41,850.82
INE756I07EM6	06-12-2023	8,76,00,00,000	17-11-2025	8,76,00,00,000	IDBI Trusteeship Services Ltd	CARE/AAA Stable CRISIL/AAA Stable	41,850.82
INE756I08249	15-12-2023	1,50,00,00,000	15-12-2033	1,50,00,00,000	IDBI Trusteeship Services Ltd	CARE/AAA Stable CRISIL/AAA Stable	1,500.00
INE756I08256	22-12-2023	2,00,00,00,000	22-12-2033	2,00,00,00,000	IDBI Trusteeship Services Ltd	CARE/AAA Stable CRISIL/AAA Stable	4,670.00
INE756I08264	29-12-2023	2,00,00,00,000	29-12-2033	2,00,00,00,000	Axis Trustee Services Ltd	CARE/AAA Stable CRISIL/AAA Stable	1,500.00
INE756I08256	09-01-2024	3,00,00,00,000	22-12-2033	3,00,00,00,000	IDBI Trusteeship Services Ltd	CARE/AAA Stable CRISIL/AAA Stable	4,670.00
INE756I07EN4	15-01-2024	5,15,00,00,000	14-07-2026	5,15,00,00,000	IDBI Trusteeship Services Ltd	CARE/AAA Stable CRISIL/AAA Stable	41,850.82

INE756I07EM6	15-01-2024	70,00,00,000	17-11-2025	70,00,00,000	IDBI Trusteeship Services Ltd	CARE/AAA Stable CRISIL/AAA Stable	41,850.82
INE756I07EW5	19-01-2024	2,50,00,00,000	16-11-2028	2,50,00,00,000	IDBI Trusteeship Services Ltd	CARE/AAA Stable CRISIL/AAA Stable	41,850.82
INE756I07EW5	20-02-2024	1,95,00,00,000	16-11-2028	1,95,00,00,000	IDBI Trusteeship Services Ltd	CARE/AAA Stable CRISIL/AAA Stable	41,850.82
INE756I07EX3	20-02-2024	1,37,00,00,000	06-04-2027	1,37,00,00,000	IDBI Trusteeship Services Ltd	CARE/AAA Stable CRISIL/AAA Stable	41,850.82
INE756I07EO2	27-02-2024	7,00,00,00,000	16-03-2026	7,00,00,00,000	IDBI Trusteeship Services Ltd	CARE/AAA Stable CRISIL/AAA Stable	41,850.82
INE756I07EY1	27-02-2024	7,19,00,00,000	10-05-2027	7,19,00,00,000	IDBI Trusteeship Services Ltd	CARE/AAA Stable CRISIL/AAA Stable	41,850.82
INE756I08256	13-03-2024	15,00,00,00,000	22-12-2033	15,00,00,00,000	IDBI Trusteeship Services Ltd	CARE/AAA Stable CRISIL/AAA Stable	4,670.00
INE756I07EY1	10-04-2024	5,00,00,00,000	10-05-2027	5,00,00,00,000	IDBI Trusteeship Services Ltd	CARE/AAA Stable CRISIL/AAA Stable	41,850.82
INE756I07ES3	22-04-2024	15,00,00,00,000	30-05-2025	15,00,00,00,000	IDBI Trusteeship Services Ltd	CARE/AAA Stable CRISIL/AAA Stable	41,850.82
INE756I07EY1	29-04-2024	70,00,00,000	10-05-2027	70,00,00,000	IDBI Trusteeship Services Ltd	CARE/AAA Stable CRISIL/AAA Stable	41,850.82
INE756I07EL8	09-05-2024	10,75,00,00,000	25-02-2026	10,75,00,00,000	IDBI Trusteeship Services Ltd	CARE/AAA Stable CRISIL/AAA Stable	41,850.82
INE756I07EZ8	09-05-2024	15,00,00,00,000	05-07-2027	15,00,00,00,000	IDBI Trusteeship Services Ltd	CARE/AAA Stable CRISIL/AAA Stable	41,850.82
INE756I07FA8	07-06-2024	4,75,00,00,000	06-08-2027	4,75,00,00,000	IDBI Trusteeship Services Ltd	CARE/AAA Stable CRISIL/AAA Stable	41,850.82
INE756I08272	13-06-2024	1,50,00,00,000	13-06-2034	1,50,00,00,000	Axis Trustee Services Ltd	CARE/AAA Stable CRISIL/AAA Stable	1,500.00
INE756I07EP9	20-06-2024	5,25,00,00,000	17-04-2026	5,25,00,00,000	IDBI Trusteeship Services Ltd	CARE/AAA Stable CRISIL/AAA Stable	41,850.82
INE756I07EW5	20-06-2024	1,00,00,00,000	16-11-2028	1,00,00,00,000	IDBI Trusteeship Services Ltd	CARE/AAA Stable CRISIL/AAA Stable	41,850.82
INE756I07EJ2	28-06-2024	11,03,00,00,000	10-09-2027	11,03,00,00,000	IDBI Trusteeship Services Ltd	CARE/AAA Stable CRISIL/AAA Stable	41,850.82
INE756I08280	15-07-2024	3,50,00,00,000	15-07-2034	3,50,00,00,000	Axis Trustee Services Ltd	CARE/AAA Stable CRISIL/AAA Stable	1,500.00
INE756I07EN4	23-07-2024	10,00,00,00,000	14-07-2026	10,00,00,00,000	IDBI Trusteeship Services Ltd	CARE/AAA Stable CRISIL/AAA Stable	41,850.82
INE756I07EJ2	23-07-2024	10,00,00,00,000	10-09-2027	10,00,00,00,000	IDBI Trusteeship Services Ltd	CARE/AAA Stable CRISIL/AAA Stable	41,850.82
INE756I07EN4	06-08-2024	2,00,00,00,000	14-07-2026	2,00,00,00,000	IDBI Trusteeship Services Ltd	CARE/AAA Stable CRISIL/AAA Stable	41,850.82
INE756I07FB6	15-10-2024	1,00,00,00,000	05-01-2028	1,00,00,00,000	IDBI Trusteeship Services Ltd	CARE/AAA Stable CRISIL/AAA Stable	41,850.82
INE756I08298	28-10-2024	2,07,00,00,000	27-10-2034	2,07,00,00,000	IDBI Trusteeship Services Ltd	CARE/AAA Stable CRISIL/AAA Stable	4,670.00
INE756I07EY1	05-11-2024	50,00,00,000	10-05-2027	50,00,00,000	IDBI Trusteeship Services Ltd	CARE/AAA Stable CRISIL/AAA Stable	41,850.82
INE756I07FA8	05-11-2024	75,00,00,000	06-08-2027	75,00,00,000	IDBI Trusteeship Services Ltd	CARE/AAA Stable CRISIL/AAA Stable	41,850.82
INE756I07FB6	05-11-2024	1,35,00,00,000	05-01-2028	1,35,00,00,000	IDBI Trusteeship Services Ltd	CARE/AAA Stable CRISIL/AAA Stable	41,850.82

INE756I07DW7	22-11-2024	2,00,00,00,000	26-06-2026	2,00,00,00,000	IDBI Trusteeship Services Ltd	CARE/AAA Stable CRISIL/AAA Stable	41,850.82
INE756I07EN4	06-12-2024	7,00,00,00,000	14-07-2026	7,00,00,00,000	IDBI Trusteeship Services Ltd	CARE/AAA Stable CRISIL/AAA Stable	41,850.82
INE756I07FB6	06-12-2024	3,00,00,00,000	05-01-2028	3,00,00,00,000	IDBI Trusteeship Services Ltd	CARE/AAA Stable CRISIL/AAA Stable	41,850.82
INE756I07EU9	20-12-2024	5,50,00,00,000	08-12-2026	5,50,00,00,000	IDBI Trusteeship Services Ltd	CARE/AAA Stable CRISIL/AAA Stable	41,850.82
INE756I08298	27-12-2024	1,50,00,00,000	27-10-2034	1,50,00,00,000	IDBI Trusteeship Services Ltd	CARE/AAA Stable CRISIL/AAA Stable	4,670.00
INE756I07EX3	17-02-2025	5,00,00,00,000	06-04-2027	5,00,00,00,000	IDBI Trusteeship Services Ltd	CARE/AAA Stable CRISIL/AAA Stable	41,850.82
INE756I07EX3	28-03-2025	5,00,00,00,000	06-04-2027	5,00,00,00,000	IDBI Trusteeship Services Ltd	CARE/AAA Stable CRISIL/AAA Stable	41,850.82
INE756I07FB6	28-03-2025	5,00,00,00,000	05-01-2028	5,00,00,00,000	IDBI Trusteeship Services Ltd	CARE/AAA Stable CRISIL/AAA Stable	41,850.82

ANNEXURE II**Bank fund-based facilities from banks/Financial institutions as on April 02, 2025:**

(Rs. In Crore)			
Name of the Bank	Nature of Facility	O/s Amount Rs. in Crores	Asset Classification
Axis Bank	Term Loan	81.67	Standard
Bank Of Baroda	Term Loan	325.00	Standard
Bank of India	Term Loan	139.96	Standard
Canara Bank	Term Loan	2,125.00	Standard
Central Bank of India	Term Loan	100.00	Standard
CSB Bank	Term Loan	40.00	Standard
CTBC Bank	Term Loan	7.50	Standard
Dhanlaxmi Bank	Term Loan	30.00	Standard
HDFC Bank	Term Loan	6,531.23	Standard
HSBC Bank	Term Loan	2,131.21	Standard
ICICI Bank	Term Loan	919.51	Standard
IDBI Bank	Term Loan	279.99	Standard
Indusind Bank	Term Loan	1,664.50	Standard
Jammu & Kashmir Bank	Term Loan	75.00	Standard
Karnataka bank	Term Loan	175.00	Standard
Kotak Mahindra Bank	Term Loan	1,307.14	Standard
Punjab & Sind Bank	Term Loan	750.00	Standard

Punjab National Bank	Term Loan	771.88	Standard
State Bank of India	Term Loan	4,258.75	Standard
Union Bank of India	Term Loan	1,751.79	Standard
Deutsche Bank	Short Term Loan	1500.00	Standard
SBI Hong Kong	ECB	2,079.50	Standard
HSBC Gift City	ECB	2,098.75	Standard
SBI London	ECB	2,098.75	Standard
MUFG Gift City	ECB	2,528.41	Standard

ANNEXURE III

Commercial Paper borrowing limit, supporting board resolution for Commercial Paper borrowing, details of Commercial Paper issued during the last 2 years

(Rs. In Crore)

CP Series	ISIN	Tenor/ Period of maturity (in days)	Coupon %	Amount issued	Date of allotment	Redemption date/ Schedule
199	INE756I14CX3	322	5.34	200.00	29-04-2022	17-03-2023
200	INE756I14CY1	72	7.27	500.00	22-05-2023	02-08-2023
201	INE756I14CZ8	73	7.21	500.00	23-05-2023	04-08-2023
202	INE756I14DA9	91	7.13	150.00	29-05-2023	28-08-2023
202	INE756I14DA9	91	7.13	200.00	29-05-2023	28-08-2023
203	INE756I14DB7	63	7.13	150.00	29-05-2023	31-07-2023
204	INE756I14DB7	60	7.13	200.00	01-06-2023	31-07-2023
205	INE756I14DC5	83	7.34	200.00	24-08-2023	15-11-2023
206	INE756I14DD3	73	7.30	250.00	25-08-2023	06-11-2023
207	INE756I14DE1	88	7.34	700.00	28-08-2023	24-11-2023
208	INE756I14DG6	60	7.34	250.00	31-08-2023	30-10-2023
209	INE756I14DF8	89	7.34	200.00	31-08-2023	28-11-2023
210	INE756I14DH4	60	7.33	150.00	01-09-2023	31-10-2023
211	INE756I14DI2	311	7.75	50.00	01-09-2023	08-07-2024
212	INE756I14DJ0	70	7.30	100.00	25-09-2023	04-12-2023
212	INE756I14DJ0	70	7.35	400.00	25-09-2023	04-12-2023
213	INE756I14DK8	91	7.75	500.00	23-11-2023	22-02-2024
214	INE756I14DL6	66	7.88	175.00	29-12-2023	04-03-2024

215	INE756I14DM4	7	7.60	450.00	29-01-2024	05-02-2024
216	INE756I14DN2	365	8.22	125.00	26-02-2024	25-02-2024
217	INE756I14DO0	78	8.10	650.00	19-03-2024	05-06-2024
218	INE756I14DO0	77	8.10	125.00	20-03-2024	05-06-2024
219	INE756I14DO0	76	8.10	75.00	21-03-2024	05-06-2024
220	INE756I14DO0	75	8.10	150.00	22-03-2024	05-06-2024
221	INE756I14DP7	288	7.80	100.00	23-04-2024	05-02-2025
222	INE756I14DS1	286	7.90	75.00	30-04-2024	10-02-2025
222	INE756I14DQ5	37	7.48	300.00	30-04-2024	06-06-2024
222	INE756I14DR3	80	7.70	250.00	30-04-2024	19-07-2024
222	INE756I14DT9	83	7.70	350.00	30-04-2024	22-07-2024
223	INE756I14DQ5	9	7.50	300.00	28-05-2024	06-06-2024
224	INE756I14DU7	27	7.40	100.00	06-06-2024	03-07-2024
225	INE756I14DV5	12	7.60	500.00	14-06-2024	26-06-2024
226	INE756I14DW3	11	7.40	300.00	16-08-2024	27-08-2024
227	INE756I14DW3	8	7.40	250.00	19-08-2024	27-08-2024
228	INE756I14DX1	23	7.21	135.00	21-08-2024	13-09-2024
229	INE756I14DY9	7	7.40	300.00	27-08-2024	03-09-2024
230	INE756I14DZ6	14	7.50	50.00	19-09-2024	03-10-2024
231	INE756I14DZ6	8	7.75	200.00	25-09-2024	03-10-2024
232	INE756I14EA7	8	7.75	100.00	26-09-2024	04-10-2024
233	INE756I14EA7	7	7.75	200.00	27-09-2024	04-10-2024
234	INE756I14DZ6	7	7.75	25.00	26-09-2024	04-10-2024
235	INE756I14 EA7	7	7.75	150.00	27-09-2024	04-10-2024
236	INE756I14 EB5	73	7.45	200.00	25-10-2024	06-01-2025
237	INE756I14 EB5	73	7.52	500.00	25-10-2024	06-01-2025
238	INE756I14EB5	68	7.52	200.00	30-10-2024	06-01-2025
239	INE756I14EC3	36	7.40	250.00	29-10-2024	04-12-2024
240	INE756I14EC3	35	7.40	250.00	30-10-2024	04-12-2024
241	INE756I14ED1	76	7.47	135.00	30-10-2024	14-01-2025
242	INE756I14EE9	18	7.37	150.00	08-11-2024	26-11-2024
242	INE756I14EE9	18	7.34	75.00	08-11-2024	26-11-2024

243	INE756I14EC3	22	7.37	150.00	12-11-2024	04-12-2024
244	INE756I14EC3	21	7.37	100.00	13-11-2024	04-12-2024
245	INE756I14EC3	20	7.37	100.00	14-11-2024	04-12-2024
246	INE756I14EF6	15	7.35	250.00	14-11-2024	29-11-2024
247	INE756I14EF6	11	7.30	100.00	18-11-2024	29-11-2024
248	INE756I14EF6	10	7.30	60.00	19-11-2024	29-11-2024
249	INE756I14EE9	7	7.30	100.00	19-11-2024	26-11-2024
250	INE756I14EG4	9	7.30	100.00	19-11-2024	28-11-2024
251	INE756I14EH2	29	7.30	500.00	21-11-2024	20-12-2024
252	INE756I14EI0	26	7.30	300.00	27-11-2024	23-12-2024
253	INE756I14EI0	25	7.30	100.00	28-11-2024	23-12-2024
254	INE756I14EH2	22	7.30	100.00	28-11-2024	20-12-2024
255	INE756I14EJ8	8	7.25	125.00	02-12-2024	10-12-2024
256	INE756I14EB5	17	7.40	150.00	20-12-2024	06-01-2025
257	INE756I14EL4	14	7.40	200.00	20-12-2024	03-01-2025
258	INE756I14EK6	18	7.40	150.00	20-12-2024	07-01-2025
259	INE756I14DP7	8	7.53	200.00	28-01-2025	05-02-2025
260	INE756I14DP7	7	7.53	200.00	29-01-2025	05-02-2025
261	INE756I14EM2	22	7.50	250.00	06-02-2025	28-02-2025
262	INE756I14EN0	28	7.50	100.00	06-02-2025	06-03-2025
263	INE756I14EO8	11	7.50	300.00	07-02-2025	18-02-2025
264	INE756I14EP5	360	7.80	175.00	10-02-2025	05-02-2026
265	INE756I14EQ3	20	7.32	250.00	13-02-2025	05-03-2025
266	INE756I14ER1	11	7.34	150.00	21-02-2025	04-03-2025
267	INE756I14ER1	8	7.30	100.00	24-02-2025	04-03-2025
268	INE756I14ET7	24	7.80	100.00	11-03-2025	04-04-2025
269	INE756I14ET7	23	7.80	100.00	11-03-2025	04-04-2025
270	INE756I14EU5	30	7.80	100.00	12-03-2025	11-04-2025
271	INE756I14ET7	23	7.80	100.00	12-03-2025	04-04-2025
272	INE756I14ET7	22	7.80	200.00	13-03-2025	04-04-2025
273	INE756I14ET7	18	7.80	200	17-03-2025	04-04-2025
274	INE756I14EV3	79	7.85	300	17-03-2025	04-06-2025

275	INE756I14EW1	171	7.90	650	17-03-2025	04-09-2025
276	INE756I14EX9	88	7.85	100	17-03-2025	13-06-2025
277	INE756I14EY7	91	7.85	50	19-03-2025	18-06-2025
278	INE756I14EZ4	361	7.80	150	20-03-2025	16-03-2026
279	INE756I14EZ4	360	7.80	150	20-03-2025	16-03-2026
280	INE756I14EW1	169	7.90	500	19-03-2025	04-09-2025
282	INE756I14EY7	90	7.85	75	20-03-2025	18-06-2025
283	INE756I14FA4	17	7.95	75	21-03-2025	07-04-2025
284	INE756I14FB2	40	7.95	100	21-03-2025	30-04-2025
285	INE756I14EZ4	356	7.75	100	25-03-2025	16-03-2026
286	INE756I14FC0	342	7.65	200	27-03-2025	04-03-2026
287	INE756I14EW1	155	7.20	150	02-04-2025	04-09-2025

ANNEXURE IV**Residual maturity profile of assets and liabilities as on December 31, 2024****(Rs. In Crore)**

Category	1 day to 7 days	8 day to 14 days	Up to 30/31 days	>1 month – 2 months	>2 months – 3 months	>3 months – 6 months	>6 months – 1 year	> 1 year – 3 years	>3 years – 5 years	>5 years	Total
Deposit	0.16	0.01	0.01	0.08	-	0.93	1.61	-	-	-	2.81
Advances	3,315.57	393.85	254.96	3,276.18	3,143.00	9,280.38	15,632.76	39,676.00	11,726.25	11,941.95	98,640.92
Investments	2040.04	-	-	-	-	-	-	-	15.89	2.30	2058.23
Borrowings	1,398.66	380.48	2,045.03	2,105.03	3,605.73	8,653.99	11,292.00	33,504.37	8,480.66	3,690.11	75,156.05
Foreign Currency Assets (FCA)	-	-	-	-	-	-	-	-	-	-	-
Foreign Currency Liabilities (FCL)	-	-	-	-	-	-	-	8,524.74	-	-	8,524.74

CERTIFIED TRUE COPY OF THE RESOLUTION PASSED BY THE BOARD OF DIRECTORS OF HDB FINANCIAL SERVICES LIMITED HELD ON TUESDAY, APRIL 16, 2024 AT 11:15 A.M. AT BOARD ROOM, ZENITH HOUSE, GROUND FLOOR, KESHAVRAO KHADYE MARG, MAHALAXMI, MUMBAI- 400034

"RESOLVED THAT pursuant to the Reserve Bank of India (RBI), circular no. RBI/2014-15/100 IDMD.PCD.04/14.01.02/2014-15 dated July 01, 2014, circular no. RBI/2017-18/43FMRD. DIRD.2/14.01.002/2017-18 dated August 10, 2017, Master Direction – Reserve Bank of India (Commercial Paper and Non-Convertible Debentures of original or initial maturity upto one year) Directions, 2024 dated January 03, 2024 and operational guidelines issued by Fixed Income Money Market and Derivatives Association of India (FIMMDA) as amended from time to time, approval of the Board of Directors of the Company be and is hereby given for issuance of Commercial Paper (CP) on private placement basis, in one or more tranches, for an aggregate amount of Rs. 15,000 crores (Rupees Fifteen Thousand Crore Only) for the Financial Year 2024-25, within the overall limit of borrowing as approved by the members pursuant to Section 180(1)(c) of the Companies Act, 2013, from time to time on the date of issue;


RESOLVED FURTHER THAT the total outstanding amount under commercial paper shall not exceed Rs. 5,000 crore (Rupees Five Thousand Crore Only) as approved by the board in its earlier meeting;

RESOLVED FURTHER THAT any of the Directors and Chief Financial Officer of the Company (collectively referred as the 'Authorised Signatories'), are hereby severally authorised to further sub-delegate its powers to any employee of the Company and to discuss, negotiate and finalize the terms and conditions for each tranche(s) of CPs with the investor(s), agree to such changes and modifications in the said terms and conditions as they deem fit;

RESOLVED FURTHER THAT the Authorised Signatories are hereby severally authorised on behalf of the Company to sign all concerned agreements, deeds, letters, documents and papers and to finalize terms and conditions for appointment of Issuing & Paying Agent and such other agencies as may be required and to do all such acts as may be required, for the proposed CPs Issue;

RESOLVED FURTHER THAT the Authorised Signatories and / or Company Secretary are hereby severally authorised on behalf of the Company to execute any such formal contract, agreements, applications, deeds, indemnities, guarantees, demand promissory notes and such other documents, as may be required for creation of requisite security for the CPs, for issue of CPs, for submitting the same with National Securities Depository Limited, Central Depository Services (India) Limited, in connection with allotment, dematerialization, listing of the proposed CPs and to do all such acts, deeds, matters and things, as they may in their absolute discretion deem necessary, proper or desirable and to settle any question, difficulty or doubt that may arise in order to give effect to this resolution;

RESOLVED FURTHER THAT the Authorised Signatories and / or Company Secretary of the Company, are hereby severally authorised on behalf of the Company to sign and file all such forms and returns




with the Ministry of Corporate Affairs, Reserve Bank of India and such other authorities and to do all such acts, deeds and things as may be necessary and as they may in their absolute discretion deem necessary to comply with applicable provisions of the Companies Act, 2013 and Rules made there under including applicable RBI Circulars (as may be amended from time to time);


RESOLVED FURTHER THAT the common seal of the Company shall be affixed wherever necessary in presence of any of the aforesaid Authorised Signatories and/or Company Secretary of the Company;

RESOLVED FURTHER THAT a copy of the aforesaid resolutions certified to be true by any one of the Authorised Signatories and / or the Company Secretary of the Company be furnished to appropriate authorities for their records and necessary action thereon."

Certified True Copy

For HDB Financial Services Limited


Dipti Khandelwal
Company Secretary
Membership No. F11340



April 22, 2024

CERTIFIED TRUE COPY OF THE RESOLUTION PASSED BY THE BOARD OF DIRECTORS OF HDB FINANCIAL SERVICES LIMITED AT THE MEETING HELD ON TUESDAY, JANUARY 14, 2025, AT 11:30 A.M. AT BOARD ROOM, HDB HOUSE, TUKARAM SANDAM MARG, A-SUBHASH ROAD, VILE PARLE (E), MUMBAI – 400 057

To authorise users for signing all documents related to CP issuance

"RESOLVED THAT in supersession of the earlier resolution held on April 16, 2024, pursuant to the Reserve Bank of India (RBI), circular no. RBI/2014-15/100 IDMD.PCD.04/14.01.02/2014-15 dated July 01, 2014, circular no. RBI/2017-18/43FMRD. DIRD.2/14.01.002/2017-18 dated August 10, 2017, Master Direction – Reserve Bank of India (Commercial Paper and Non-Convertible Debentures of original or initial maturity upto one year) Directions, 2024 dated January 03, 2024 and operational guidelines issued by Fixed Income Money Market and Derivatives Association of India (FIMMDA) as amended from time to time, approval of the Board of Directors of the Company be and is hereby given for issuance of Commercial Paper (**CP**) on private placement basis, in one or more tranches, for an aggregate amount of Rs. 15,000 Crores (Rupees Fifteen Thousand Crore Only) for the Financial Year 2024-25, within the overall limit of borrowing as approved by the members pursuant to Section 180(1)(c) of the Companies Act, 2013, from time to time on the date of issue;

RESOLVED FURTHER THAT the total outstanding amount under commercial paper shall not exceed Rs. 5,000 Crore (Rupees Five Thousand Crore Only) as approved by the board in its earlier meeting;

RESOLVED FURTHER THAT Managing Director and Chief Executive Officer, Chief Financial Officer, Mr. Ravi Maheshwari, Head - Financial Reporting and Ms. Anita Narkar, Head - Financial Control of the Company (collectively referred as the 'Authorised Signatories'), to discuss, negotiate and finalize the terms and conditions for each tranche(s) of CPs with the investor(s), agree to such changes and modifications in the said terms and conditions as they deem fit;

RESOLVED FURTHER THAT Managing Director and Chief Executive Officer, Chief Financial Officer are hereby severally authorised to further sub-delegate its powers to any employee of the Company;

RESOLVED FURTHER THAT the Authorised Signatories are hereby severally authorised on behalf of the Company to sign all concerned agreements, deeds, letters, documents and papers and to finalize terms and conditions for appointment of Issuing & Paying Agent and such other agencies as may be required and to do all such acts as may be required, for the proposed CPs Issue;

RESOLVED FURTHER THAT the Authorised Signatories and / or Company Secretary are hereby severally authorised on behalf of the Company to execute any such formal contract, agreements, applications, deeds, indemnities, guarantees, demand promissory notes and such other documents, as may be required for creation of requisite security for the CPs, for issue of CPs, for submitting the same with National Securities Depository Limited, Central Depository Services (India) Limited, in connection with allotment, dematerialization, listing of the proposed CPs and to do all such acts, deeds, matters and things, as they may in their absolute discretion deem necessary, proper or desirable and to settle any question, difficulty or doubt that may arise in order to give effect to this resolution;



RESOLVED FURTHER THAT the Authorised Signatories and / or Company Secretary of the Company, are hereby severally authorised on behalf of the Company to sign and file all such forms and returns with the Ministry of Corporate Affairs, Reserve Bank of India and such other authorities and to do all such acts, deeds and things as may be necessary and as they may in their absolute discretion deem necessary to comply with applicable provisions of the Companies Act, 2013 and Rules made there under including applicable RBI Circulars (as may be amended from time to time);

RESOLVED FURTHER THAT the common seal of the Company shall be affixed wherever necessary in presence of any of the aforesaid Authorised Signatories and/or Company Secretary of the Company;

RESOLVED FURTHER THAT a copy of the aforesaid resolutions certified to be true by any one of the Authorised Signatories and / or the Company Secretary of the Company be furnished to appropriate authorities for their records and necessary action thereon.”

**Certified True Copy
For HDB Financial Services Limited**








Dipti Khandelwal
(Company Secretary)
Membership No.: F11340




January 20, 2025

Annexure to BR for CP Issuance

List of Authorised Signatories for signing all documents related to CP issuance

Sr. No.	NAME	DESIGNATION	SPECIMEN SIGNATURE
1	Mr. G Ramesh	Managing Director & Chief Executive Officer	
2	Mr. Jaykumar Shah	Chief Financial Officer	
3	Mr. Rohit Patwardhan	Chief Credit Officer	
4	Mr. Vishal Patel	Head – Investor Relations	
5	Mr. Ravi Maheshwari	Head - Financial Reporting	
6	Ms. Anita Narkar	Head – Financial Control	

For HDB FINANCIAL SERVICES LIMITED


Dipti Khandelwal
(Company Secretary)
Membership No:-F11340
January 20, 2025